

LED43 Dash/Deck LED Light

SPECIFICATION(LED43):

- Power: 4W
- High intensity LED modules
- 15 selectable flash patterns
- Includes hood, universal swivel bracket, 2 suction cups and cigarette plug with on/off switch
- Flash patterns limited with colors: other than amber

LED43-2 Dash/Deck LED Light

SPECIFICATION(LED43-2):

- Power: 8W
- High intensity LED modules
- 16 selectable flash patterns
- Includes hood, universal swivel bracket
- 2 suction cups and cigarette plug with on/off switch

LED60F Dash/Deck Light

SPECIFICATION(LED60F):

- Adopt international advanced technique
- Low heat dissipation, no lamp, no pollution
- Low power consumption, energy saving
- Multiple use scenario

LED65 Dash/Deck Light

SPECIFICATION(LED65):

- High intensity LED modules
- 10 selectable flash patterns
- Includes hood, universal swivel bracket
- 2 suction cups and cigarette plug with on/off switch

LED66 Dash/Deck LED Light

SPECIFICATION(LED66F):

- Powered by 12V. 8 feet of cable provided
- 16 available flash patterns. Life Span of 100,000 hours
- Anti-glare coating on outer lens

- Available on Generation 3 LED lighting
- Anti-flash pattern changer is located on end
- On/Off switch located on the cigarette plug

LED62 Dash/Deck LED Light

SPECIFICATION(LED62):

- Powered by 12V and 100,000 hours life span
- 10 feet of cable provided and 16 available flash patterns
- Runs on Generation 3 LEDs and built-in flash pattern changer
- Anti-glare coating on outer lens
- Dimensions: 220mm L x 140mm W x 80mm H
- Adjustable angles for the windshield board. Built-in flashlight. Windshield reflector.
- Includes 180 degree suction cup mount

LED63 Dash/Deck LED Light

SPECIFICATION(LED63):

- Voltage: 12VDC
- Next Generation TIR LED technology
- 15 Selectable Flash Patterns
- Self contained internal flasher
- Low profile aluminum housing
- Removable Flashback Shield
- For interior use only
- Custom cup mounting 4 LEDs in every module (8 LEDs total)

LED62-1 Dash/Deck LED Light

SPECIFICATION(LED62-1):

- Powered by 12V. 9 feet of cable provided
- 16 available flash patterns. Life Span of 100,000 hours
- Anti-glare coating on outer lens
- And runs on Generation 3 LED lighting
- Anti flash pattern changer is located on end

LED62-6 Dash/Deck LED Light

SPECIFICATION(LED62-6):

- On/Off switch located on the cigarette plug
- Dimensions:
 - 43cm L x 5cm W x 5cm H (without wires)(LED62-1)
 - 63cm L x 9cm W x 6cm H (without wires)(LED62-6)
- NEW removable L-Shaped Brackets included (LED62-6)
- NEW removable aluminum reflector included (LED62-6)

LED62-8 Dash/Deck LED Light

SPECIFICATION(8M):


- Powered by 12V
- 48PCS G3 LED with module a pack of 3 flashing 3W LEDs
- Waterproof at all and the heat Reflector and easy to install
- 9 feet of cable provided and 16 available flash patterns
- Life Span of 100,000 hours

- Runs on Generation 3 LED lighting
- On/Off switch located on the cigarette plug
- Flash pattern changer is located on end
- Includes 2 suction cup mounts

LED66-4 Dash/Deck LED Light

LED66-6 Dash/Deck LED Light

LED266 Dash LED Light

LED267 Dash LED Light

SPECIFICATION (LED66-4/LED66-6):

- Powered by 12V. 9 feet of cable provided
- 16 available flash patterns (no flash of 100,000 hours)
- Anti-glare coating on outer lens
- And runs on Generation 3 LED lighting
- And flash pattern changer is located on unit
- On/Off switch located on the cigarette plug

SPECIFICATION (LED266):

- 16 Linear LED's and 12 V power supply
- Each 9 LED module may be split for a total of 4 colors per deck light.

- Available in solid or split colors
- 16 available flash patterns
- Slim plastic case includes two adjustable brackets & suction cups

SPECIFICATION (LED267):

- 12 Tr LED's and 12 V power supply
- Each 6 LED module may be split for a total of 3 colors per deck light
- Available in solid or split colors
- 16 available flash patterns
- Slim plastic case includes two adjustable brackets & suction cups

LED616 Dash/Deck LED Light

LED626 Dash/Deck LED Light



SPECIFICATION:

- 12V and 12 feet of cable provided
- 15 available flash patterns and Life Span of 100,000 hours
- All of Generation 2 Linear LED technology and one (LED918) one module (LED626) two modules) module with 6 LEDs in each
- Anti-glare coating on outer lens and flashback preventing

Notes included:

- Includes mounting brackets for mounting into cigarette plug and suction mounts (LED616/LED626)
- Includes 1 shipped brackets for mounting also cigarette plug or two buttons switch box and suction mounts (LED66-4)

LED628 Dual Color LED Light

LED289 LED Smoke Light

SPECIFICATION (LED628):

- Life Span: 100,000 - 120,000
- 6-8 LEDs with 16 Linear LED bulbs
- 15 flash patterns in pink from cigarette light plug can be installed
- Removable work lens hood (prevents flashback)
- Swivel bracket for permanent or suction cup mounting
- Lighter plug with an on/off switch
- Anti-glare coating on outer lens
- Perfect for review mirror, rear deck applications

SPECIFICATION (LED289):

- Voltage: DC 12
- LED Power: 1W
- Color: Red/Blue/Amber/White
- Material: Aluminum/Aluminum
- Light Source: LED
- Packing Size: 650*320*280mm
- QTY Per Carton: 20PCS
- N.W./G.W.: 18KG/21.7KG/25

LED618 Single Color LED Light

LED289C-8 LED Smoke Light

SPECIFICATION (LED289C-8):

- Voltage: DC 12/24V
- This light is made up with one controller and eight light heads. These light heads are made of high brightness LED lights, the controller use microcomputer programming chip, and constant voltage circuit design
- This light has high brightness, low power loss, long life and so

on the market, it has a lot of kinds of flash pattern offer to choose and power off memory function.

- Easy to install and it built all kinds of automobile vehicle installing.
- Has 15 flash patterns and Waterproof and shake-proof

LED61F Deck LED Light

SPECIFICATION:

- Powered by 12V
- Weather-proof housing
- 8 Generation 3 LEDs per module
- 4W per module

LED61F-2 Double LED Light


- 15 variable flash patterns
- TIR-optics
- Non-volatile memory recalls last flash pattern
- Lifespan of up to 100,000 hours
- Anti-glare coating on outer lens

LED64 Deck LED Light

SPECIFICATION(LED64):

- Powered by 12V DC
- High intensity Gen2 S-3W LEDs
- 100,000 hours life span
- Available flash patterns
- Durable housing protects against moisture and vibration
- Weather damage resistant LEDs
- Dimensions: 95mm L x 57mm W x 30mm H
- Aluminum weather-proof housing
- Starter or Pair use including a switch box

LED-A6-9 LED Grille Light

SPECIFICATION(LED-A6-9):

- Powered by 12V
- 18 PCS G-3 WLED Bulbs
- Waterproof at all 9 feet of cable provided
- Life Span of 100,000 hours
- Runs on Generation 3 LED lighting
- The double grille light is recommended for A6

LED214-4 Deck LED Light

SPECIFICATION:

- Life Span: 100,000
- Powered by DC 12/24V
- G-3 LEDs with 12 bulbs

- 5 flash patterns to pick from Cigarette light plug can be installed
- And 4 kinds colors (red, amber, blue and clear) to choose
- Perfect for interior and exterior applications

LED216-2 Double LED Lighthead

SPECIFICATION(LED216-2):

- Voltage: DC 12/24V
- Life Span: 100,000 G-3 LEDs with 4 bulbs
- 15 flash patterns to pick from Cigarette light plug can be installed
- Perfect for rearview mirror, rear deck applications
- Weather damage resistant LEDs
- Durable housing protects against moisture and vibration

LED200 Deck LED Light

SPECIFICATION:

- Aligned S-2W LEDs
- 15 flash patterns
- Color: Red, Blue, Amber, Clear

LED217 Super LED Lighthead

SPECIFICATION(LED217):

- Life Span: 100,000 12/24V G-3 LEDs
- Adopting newest extra bright LEDs as light sources
- Long life, extra brightness and low power consumption
- Colored light sources with special optical lenses for excellent spreading effect, with the feature of Low heat emission, Long service life, Low power consumption, energy saving, brightness, high visibility and durability

LED262-6 Grille LED Light

SPECIFICATION(LED262-6LED263):

- Voltage: DC 12/24V
- Electric Current: less than 1.2A
- Life Span: 100,000 G-3 LEDs with 6 bulbs(LED262-6)
- Life Span: 100,000 G-3 LEDs with 6 bulbs(LED263)
- 15 flash patterns to pick up and use flash two light heads together
- For synchronization
- Perfect for rearview mirror, rear deck applications

LED263 Super LED Lighthead

LED218 Super LED Light

SPECIFICATION(LED218):

- Voltage: DC 12/24V
- Life Span: 100,000
- G-3 LEDs with 32 bulbs
- 15 flash patterns to pick from Cigarette light plug can be installed
- And 4 kinds colors (red, amber, blue and clear) to choose
- Perfect for interior and exterior applications

LED214A Single Drive LED Lighthead

LED214C Surface Mount Linear LED

LED214B Double Drive LED Lighthead

LED214D Surface Mount Linear LED


LED214A/LED214B



LED214C/LED214D

SPECIFICATION(LED214A/B):

- Powered by DC 12V,DC24V
- High Intensity 3 x Gen3 LEDs(LED214A/B)
- High Intensity 6 x Gen3 LEDs(LED214C/D)
- 100,000 hours life span
- 15 flash patterns to pick from Cigarette light plug can be

- Installed
- Perfect for rearview mirror, grille and rear deck applications
- Durable housing protects against moisture and vibration
- Weather damage resistant LEDs
- Aluminum weather-proof housing

LED215 Grille LED Light

LED216 Surface Mount LED

LED216B Small Surface Mount LED

SPECIFICATION(LE215):

- Voltage: DC 12/24V
- Electric Current: less than 1.2A
- Life Span: 100,000 G-3 LEDs with 8 bulbs
- 10 flash patterns to pick up and can flash two lightheads together for synchronization
- Perfect for rearview mirror, rear deck applications

SPECIFICATION(LE216):

- Voltage: DC 12/24V, Life Span: 100,000
- G-3 LEDs with 4 bulbs (LED216) G-3 LEDs with 6 bulbs (LED216B)
- 10(LED216), 15 flash patterns(LED216B), 10 flash patterns; flash patterns to pick from Cigarette light plug can be installed
- Perfect for rearview mirror, rear deck applications
- Weather damage resistant LEDs
- Durable housing protects against moisture and vibration

LED265 Dash LED Light

SPECIFICATION(LE215):

- Voltage: DC 12/24V
- Electric Current: < 1.2A
- Life Span: 100,000 G-3 LEDs with 8 bulbs

- 10 flash patterns to pick up and can flash two lightheads together for synchronization
- Perfect for rearview mirror, rear deck applications

LED261 Super LED Lighthead

LED262 Super LED Lighthead

LED361 Dash/Deck LED Light

LED362 Dash/Deck LED Light

SPECIFICATION(LE261/LE262):

- Voltage: DC 12/24V
- Electric Current: less than 1.2A
- Life Span: 100,000 G-3 LEDs with 4 bulbs(LED262) 6 bulbs
- 10 flash patterns to pick up and can flash two lightheads together for synchronization
- Perfect for rearview mirror, rear deck applications

SPECIFICATION(LE361/LE362):

- Voltage: DC 12/24V
- Electric Current: less than 1.2A
- Life Span: 100,000 G-3 LEDs with 4 bulbs(LED362) 6 bulbs
- 10 flash patterns to pick up and can flash two lightheads together for synchronization
- Perfect for rearview mirror, rear deck applications

LED36H Grille LED Lighthead

LED38H Grille LED Lighthead

LED-13 LED Light

SPECIFICATION(LE36H):

- This is Super slow, the brightest PAR36 is equivalent 10 bulbs + Extreme Super bright + its equal! Perfect for any application: Fog light, surface mount, Harley Davidson, fire truck, you name it. As long as there's a PAR36 specific size opening, we have the light and the mount for you! Check the Features & Mounts section for options
- Voltage: 12/24VDC
- Current: Max 0.75 Amps
- Flash Patterns: 10
- Bulb: 1W LED x 7 or 10 pcs
- Colors: Amber, Red, Blue, Green, White

- Voltage: 12/24VDC
- Current: Max 0.8 Amps
- Flash Patterns: 10
- Bulb: 1W LED x 10
- Colors: Amber, Red, Blue, Green, White

SPECIFICATION(LEB-13):

- Runs on 18PCS Generation 2 (0.5W 1W LEDs)
- Current: 1.25A
- Clear lens and led blue/amber/red/green LEDs
- 12V and 2.4mm spacing coils with cigarette plug
- 100,000 hours life span
- 7 flash patterns mounting steady bar, California Flash patterns (2 kinds), 40 flashing, double flash, double 3 flash, double 4 flash

SPECIFICATION(LE38H):

- The optional 20w light is different from LED36H

LED228 Visor LED Light

LTE228 Visor Strobe Light

LTE527 Beaming Visor LED Light

SPECIFICATION(LTE228):

- Voltage : DC 12/24V
- Array of 1W LEDs contains any 15 flash patterns it is ideal for law enforcement, fire & marine emergency responders and EMS
- The compact self-contained Visor Strobe produces a fully visible and effective LED light warning signal with an alternating flash pattern at 240 FPM (120 Double Flashes Per Minute)
- Versatile size allows mounting on visor, windshield, deck or dash of vehicle... wherever space is at a premium.

SPECIFICATION(LTE527):

- Voltage : DC 12/24V
- Adapting high transparency is case for it hard to view hole
- Flash Frequency: 240 times/minute
- Adapting high quality incandescent bulbs
- Approving for mounting on inside visor of car/truck pattern

Additional switch:

- Versatile size allows mounting on visor, windshield, deck or dash of vehicle... wherever space is at a premium.
- Built-in 20 watt strobe power supply.

SPECIFICATION(LTE229):

- 43 LEDs per module; 86 powerful LEDs per light.
- Low amp draw - 2.70 to 1.40 amps depending on flash pattern selected
- 100,000 hour life span with 16 available flash patterns
- 6 feet of flat cord included and powered by 12V cigarette plug.
- LCD display shows/sets pattern number and Memory recalls last flash pattern selected
- 2 switches to control ON/OFF operation from driver or passenger seats
- Easy to read LCD display shows/sets flash pattern number
- 16 flash patterns including 4 Steady Burn modes

LTE229 Beaming Visor Strobe Light

LTD819 Strobe Light

LTD822 Strobe Light

SPECIFICATION(LTE229):

- The compact self-contained Visor Strobe produces a fully visible and effective strobe light warning signal with an alternating flash pattern at 240 FPM (120 Double Flashes Per Minute)
- Airbag compatible
- Versatile size allows mounting on visor, windshield, deck or dash of vehicle... wherever space is at a premium.
- It's design puts the lightheads below the foil bar of most windshields when used on visor
- Built-in 20 watt strobe power supply

SPECIFICATION(LTD819):

- Voltage : 12/24V and strobe bulbs
- Dome - imported high strength PC material with excellent

Matrix and high penetrating for ability:

- 50-Watt Strobe intensity 10 feet of cable provided
- 2 available flash patterns Quad flash of 200 flashes/minute
- Double flash of 140 flashes/minute - Sutter loops and L bracket included

NET WEIGHT: 2 KGS
SPECIFICATION(LTD822):

- Voltage : 12/24V and strobe bulbs
- DOME - imported high strength PC material with excellent lustrous and high penetrating for ability 10 feet of cable provided
- Double flash of 140 flashes/minute
- Sutter cups included for mounting
- NET WEIGHT: 0.8KGS