深圳光之宝科技有限公司

Shenzhen Guangzhibao Technology Co.,Ltd.

SPECIFICATION FOR APPROVAL

DESCRIPTION : 5mm 5*7 Row cathode Column anode blue dot matrix led display

PART NUMBER : LB05571KBH1B

CUSTOMER :

拟制（PREPARED BY） : LI PEIWEI

审核（CHECKED BY） : WEN WU

批准（APPROVED BY） : LIU ZHIYONG

日期（DATE): 2019.05.07

客户承认（APPROVED BY CUSTOMER):

签名（SIGNED):_____ 职务（TITLE):_____ 日期（DATE):_____

Add:Room 619,6/F,A-Fontane Center,Jinlong Industrial Town,No. 88,Daxin Road, Nantou Street,Nanshan District,Shenzhen 518052 Guangdong China

Tel: (86 755)8398 3496 Fax: (86 755)8398 3484

Web: www.lightbo.cn E-mail: lightbo@lightbo.cn

LB05571

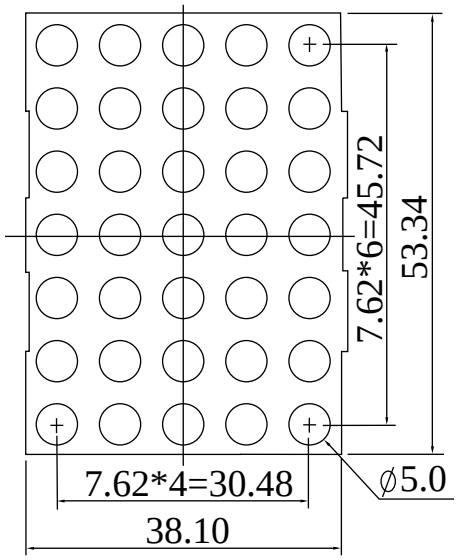

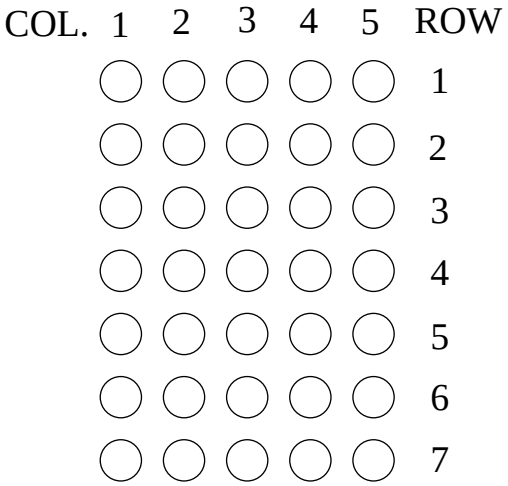

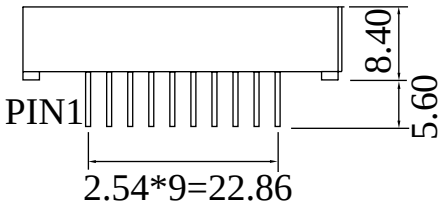

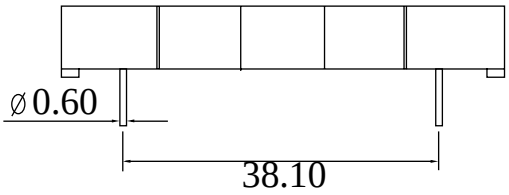

CODE K

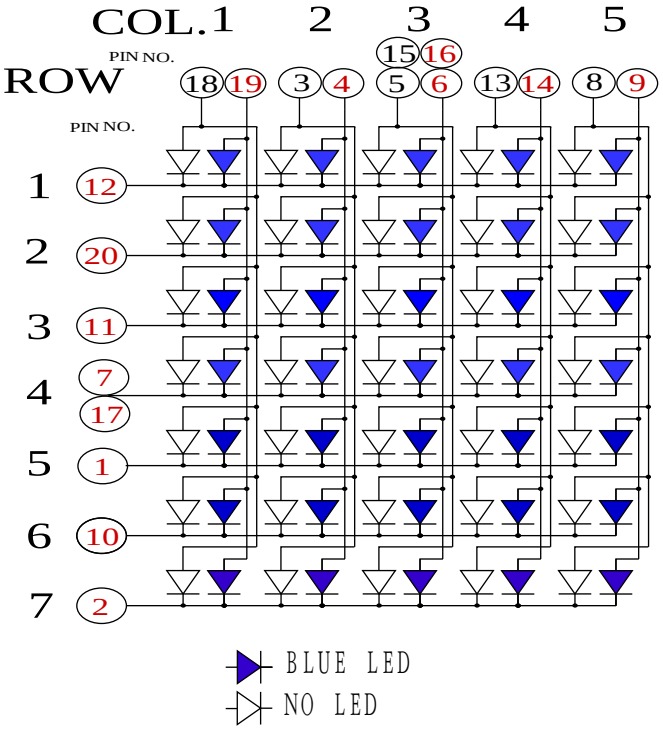

深圳光之宝科技有限公司

Shenzhen Guangzhibao Technology Co.,Ltd.

LB05571KBH1B 5mm 5*7 Dot Matrix LED Display

一 . Features.

1.Package Dimensions: 38.1*43.34*8.4 mm
2.Character height:53.34mm (2.1inch)
3.Row cathode column anode
4.Made with white epoxy black surface
5.Emitting colour:ultra bright blue
6.High luminous intensity
7.Low power consumption
8.Stable performance,Good consistency
9.Easy assembly
10.IC Compatible
11.Long lifetime
12.RoHS compliant

二 . Absolute Maximum Ratings (Ta = 25℃)

Parameter	Symbol	Ratings	Unit
Forward Current (per dot)	I_{PM}	20	mA
Reverse Voltage (per dot)	V_R	5	V
Power Dissipation (per dot)	P_M	70	mW
Operating Temperature	T_{opr}	-40~+85	℃
Storage Temperature	T_{STg}	-40~+85	℃
Solder Temperature(≤3 sec)	T_h	260	℃

Electrical / Optical Characteristic

Code:BH Ultra Bright Blue (AlInGaN)

Parameter	Symbol	Condition	Min.	Typ.	Max.	Unit
Forward Voltage (Per dice)	Vf	If=20mA	2.8		3.3	V
Reverse Voltage (Per dice)	Vr	Ir=10uA		5		V
Luminous Intensty (Per dice)	Iv	If=20mA	120		140	mcd
Spectrum With Of Half Value	△λ	If=20mA		22		nm
Wavelength	Dλ	If=20mA	462		465	nm
Peak Forward Current (Per dice) 1/10 Duty Cycle,0.1ms Pulse	Ifp	100				mA
Operating Temperature Range	Topr	- 35 ℃ to 85 ℃				
Storage Temperature Range	Tstg	- 35 ℃ to 85 ℃				
Solder Temperature 1.5mm below seating plane for 3 Seconds at 260 ℃						

Absolute Maximum Rating at Ta=25℃

Fig.1

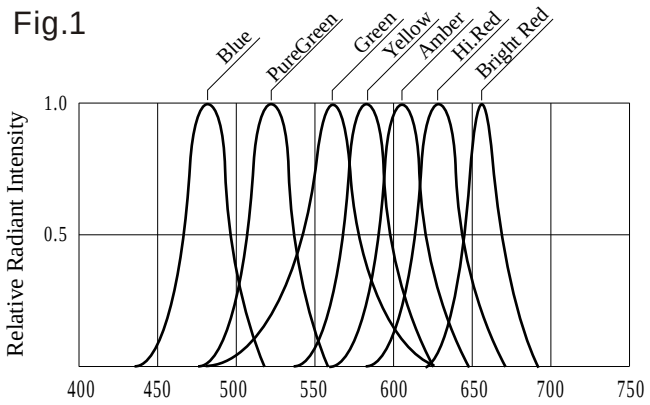

Wavelength λ (nm)
Relative Intensity vs.Wavelength

Fig.2

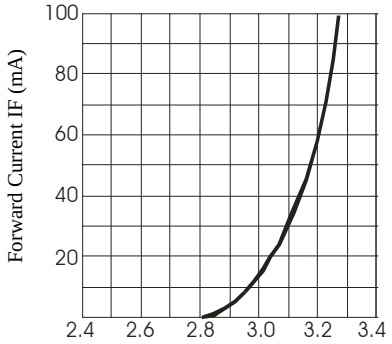

Forward Voltage VF(V)
Forward Current VS.Forward Voltage.

Fig.3

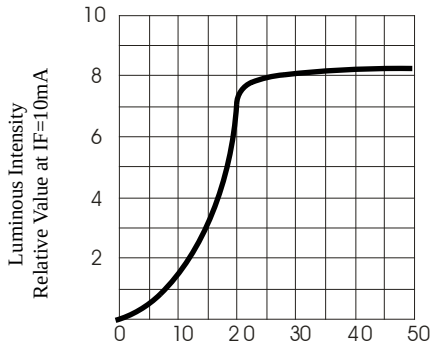

Forward Current (mA)
Luminous Intensity VS.Forward Current

Fig.4

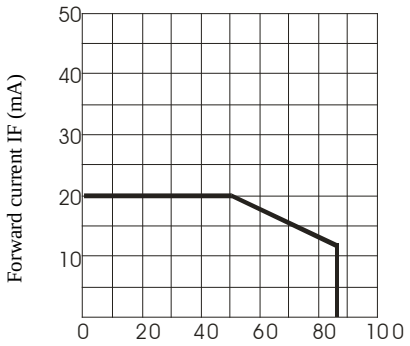

Ambient Temperature Ta (℃)
Forward Current Derating Curve