



D2×2B Optical Switch

professional supplier of fiber optical component

◆ Features

- Low Insertion Loss
- Wide Wavelength Range
- Low Crosstalk
- High Stability, High Reliability
- Epoxy-free on Optical Path
- Latching and Non-latching

◆ Application

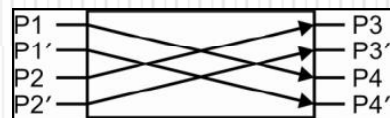

- Metropolitan Area Network
- R&D in Laboratory
- System Monitoring
- Configurable OADM



◆ Performance

| Parameters | | OSW-D2×2B | |
|-----------------------|-------|----------------------------|--------------------------|
| Wavelength Range | nm | 650 ~ 1310 | 1260 ~ 1670 |
| Testing Wavelength | nm | 650/780/850/980/1064/1310 | 1310/1490/1550/1625/1650 |
| Insertion Loss | dB | Typ:0.6,Max:1.0 | Typ:0.8 ,Max:1.2 |
| Return Loss | dB | ≥30 | ≥50 |
| Crosstalk | dB | ≥35 | ≥50 |
| PDL | dB | ≤0.05 | |
| WDL | dB | ≤0.25 | |
| TDL | dB | ≤0.25 | |
| Repeatability | dB | ≤±0.02 | |
| Power supply | v | 3.0 or 5.0 | |
| Lifetime | Cycle | ≥10 ⁷ | |
| Switch Time | ms | ≤8 | |
| Transmission Power | mW | ≤500 | |
| Operation Temperature | °C | -40 ~ +85 | |
| Storage Temperature | °C | -40 ~ +85 | |
| Weight | g | 16 | |
| Dimension | mm | (L)27×(W)12.5×(H)8.2(±0.2) | |

◆ Route States





D2×2B Optical Switch

professional supplier of fiber optical component

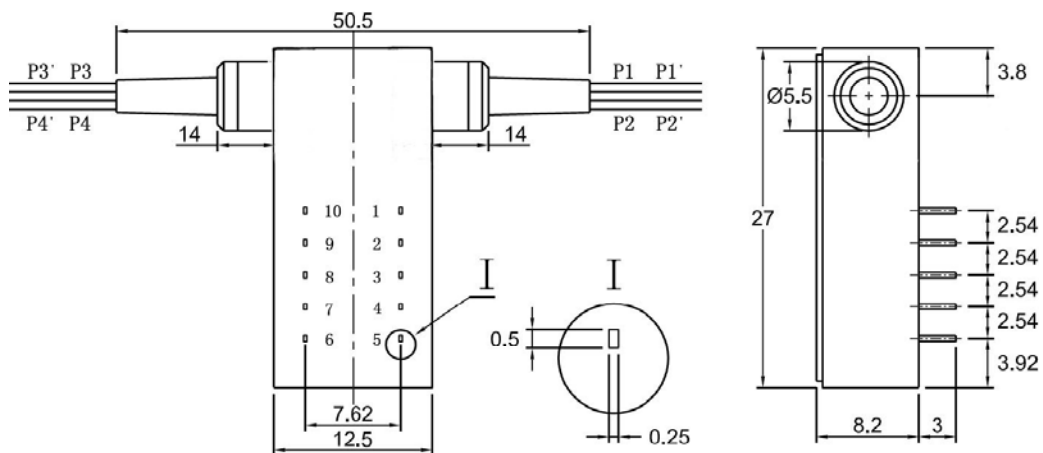
◇ Pins

| Optical Path | | Electric Drive | | | | Sensor Status | |
|--------------|--------------------------------|----------------|-----|-----|-----|---------------|-------------|
| D2×2B | | 1 | 5 | 6 | 10 | 3 - 4,7 - 8 | 2 - 3,8 - 9 |
| Latching | P1-P3 P1"-P3" | N/A | N/A | GND | +5V | OPEN | CLOSE |
| | P1-P4 P1"-P4" P2-P3 P2"-P3" | +5V | GND | N/A | N/A | CLOSE | OPEN |
| Non-Latching | P1-P3 P1"-P3" | N/A | N/A | N/A | N/A | OPEN | CLOSE |
| | P1-P4 P1"-P4" P2-P3 P2"-P3" | +5V | N/A | N/A | GND | CLOSE | OPEN |

◇ Electrical parameters

| | Voltage | current | Resistor |
|-----------------|---------|---------|----------|
| 5V Latching | 4.5~5.5 | 36~44mA | 125Ω |
| 5V Non-Latching | 4.5~5.5 | 26~32mA | 175Ω |
| 3V Latching | 2.7~3.3 | 54~66mA | 50Ω |
| 3V Non-Latching | 2.7~3.3 | 39~47mA | 70Ω |

◇ Dimensions



◇ Ordering Information : OSW - D2×2B - A - B - C - D - E - F - G

| A | B | C | D | E | F | G |
|--|--|----------------|-------------------------------|---|-------------------------------|--|
| Mode | Wavelength | Voltage | Control Model | Fiber Diameter | Fiber Length | Connector |
| SM:9/125um M5: 50/125um M6: 62.5/125um | 85: 850nm 13: 1310nm 14: 1490nm 15: 1550nm 162: 1625nm 165: 1650nm 13/15:1310/1550nm | 3: 3V 5: 5V | L: Latching N:Non-Latching | 25:250um 90:900um 20:2.0mm 30: 3.0mm | 05:0.5m 10:1.0m 15:1.5m | OO:None FP: FC/PC FA: FC/APC SP: SC/PC SA: SC/APC LP: LC/PC LA: LC/APC |