



# 2×2 Optical Switch

professional supplier of fiber optical component

### ◆ Features

- Low Insertion Loss
- Wide Wavelength Range
- Low Crosstalk
- High Stability, High Reliability
- Epoxy-free on Optical Path
- Latching and Non-latching

### ◆ Application


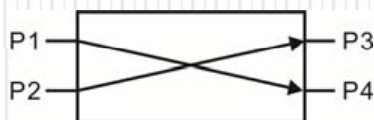
- Metropolitan Area Network
- R&D in Laboratory
- System Monitoring
- Configurable OADM



### ◆ Performance

Parameters		OSW-2×2	
Fiber type	nm	MM	SM
Testing Wavelength	nm	630/650/780/850/980/1064/1310	1310/1490/1550/1625/1650
Insertion Loss	dB	Typ:1.0,Max:1.3	Typ:1.0 ,Max:1.2
Return Loss	dB	≥30	≥50
Crosstalk	dB	≥35	≥50
WDL	dB	≤0.25	
TDL	dB	≤0.25	
Repeatability	dB	≤±0.02	
Power supply	v	3.0 or 5.0	
Lifetime	Cycle	≥10 <sup>7</sup>	
Switch Time	ms	≤8	
Transmission Power	mW	≤500	
Operation Temperature	°C	-40 ~ +85	
Storage Temperature	°C	-40 ~ +85	
Weight	g	16	
Dimension	mm	(L)28×(W)12.6×(H)8.5(±0.2)	

### ◆ Route States





# PM2×2 Optical Switch

professional supplier of fiber optical component

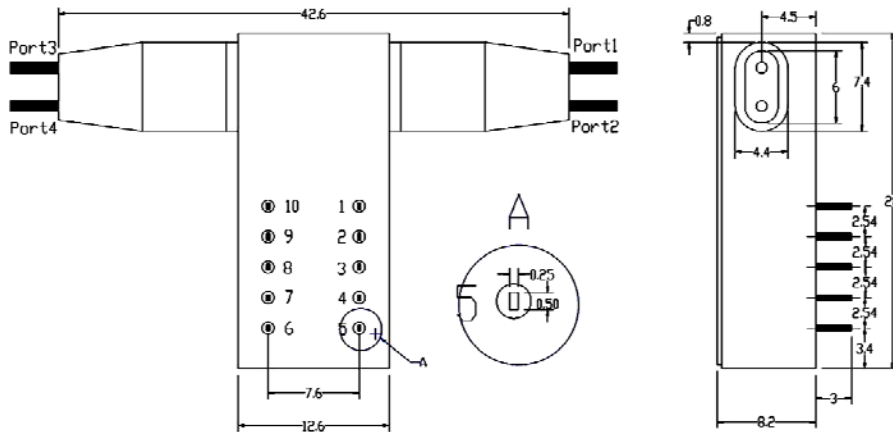
## ◆ Pins

Optical Path		Electric Drive				Sensor Status	
2×2		1	5	6	10	3 - 4,7 - 8	2 - 3,8 - 9
Latching	P1-P4,P2-P3	+5V	GND	N/A	N/A	CLOSE	OPEN
	P1-P3,P2-P4	N/A	N/A	GND	+5V	OPEN	CLOSE
Non-Latching	P1-P3,P2-P4	N/A	N/A	N/A	N/A	OPEN	CLOSE
	P1-P4,P2-P3	+5V	N/A	N/A	GND	CLOSE	OPEN

## ◆ Electrical parameters

	Voltage	current	Resistor
5V Latching	4.5~5.5	36~44mA	125Ω
5V Non-Latching	4.5~5.5	26~32mA	175Ω
3V Latching	2.7~3.3	54~66mA	50Ω
3V Non-Latching	2.7~3.3	39~47mA	70Ω

## ◆ Dimensions



## ◆ Ordering Information : OSW - 2×2 - A - B - C - D - E - F - G

A	B	C	D	E	F	G
Mode	Wavelength	Voltage	Control Model	Fiber Diameter	Fiber Length	Connector
SM MM	85: 850nm 13: 1310nm 14: 1490nm 15: 1550nm 162: 1625nm 165: 1650nm 13/15:1310/1550nm	3: 3V 5: 5V	L: Latching N:Non-Latching	25:250um 90:900um 20:2.0mm 30: 3.0mm	05:0.5m 10:1.0m 15:1.5m	OO:None FP: FC/PC FA: FC/APC SP: SC/PC SA: SC/APC LP: LC/PC LA: LC/APC