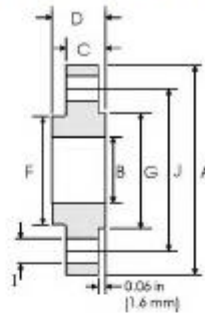


Slip On Flanges - ANSI B16.5



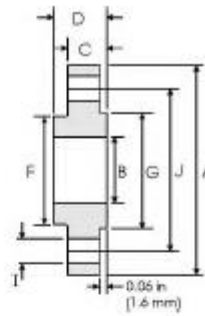
Class 150 lb

Nominal Pipe Size	Pipe		Flange Data				Hub	Raised Face	Drilling Data			Weight
	Outside Diameter	Overall Diameter	Inside Diameter	Flange Thickness min	Overall Length	Hub Diameter	Face Diameter	Number of Holes	Bolt Hole Diameter	Diameter of Circle of Holes	kg/ piece	
in mm	in mm	in mm	in mm	in mm	in mm	in mm	in mm		in mm	in mm		
1/2	0.840	3.500	0.880	0.440	0.620	1.190	1.380	4	0.620	2.360	0.39	
	21.30	88.90	22.40	11.20	15.70	30.20	35.10		15.70	60.45		
3/4	1.050	3.880	1.090	0.500	0.620	1.500	1.690	4	0.620	2.750	0.56	
	26.70	98.60	27.70	12.70	15.70	38.10	42.90		15.70	69.85		
1	1.315	4.250	1.360	0.560	0.690	1.940	2.000	4	0.620	3.120	0.78	
	33.40	108.0	34.50	14.20	17.50	49.30	50.80		15.70	79.25		
1 1/4	1.660	4.620	1.700	0.620	0.810	2.310	2.500	4	0.620	3.500	1.03	
	42.20	117.3	43.20	15.70	20.60	58.70	63.50		15.70	89.90		
1 1/2	1.900	5.000	1.950	0.690	0.890	2.960	2.690	4	0.620	3.860	1.32	
	48.30	127.0	49.50	17.50	22.40	65.00	73.15		15.70	98.60		
2	2.375	6.000	2.440	0.750	1.000	3.060	3.620	4	0.750	4.750	2.06	
	60.30	152.4	62.00	19.10	25.40	77.70	91.90		19.10	120.7		
2 1/2	2.875	7.000	2.940	0.880	1.120	3.560	4.120	4	0.750	5.500	3.28	
	73.00	177.8	74.70	22.40	28.40	90.40	104.6		19.10	139.7		
3	3.500	7.500	3.570	0.940	1.190	4.250	5.000	4	0.750	6.000	3.85	
	88.90	190.5	90.70	23.90	30.20	108.0	127.0		19.10	152.4		
3 1/2	4.000	8.500	4.070	0.940	1.250	4.810	5.500	6	0.750	7.000	4.81	
	101.6	215.9	103.4	23.90	31.75	122.2	139.7		19.10	177.8		
4	4.500	9.000	4.570	0.940	1.310	5.310	6.190	6	0.750	7.500	5.30	
	114.3	228.6	116.1	23.90	33.30	134.9	157.2		19.10	190.5		
5	5.563	10.00	5.660	0.940	1.440	6.440	7.310	6	0.880	8.500	6.07	
	141.3	254.0	143.8	23.90	36.60	163.6	185.7		22.40	215.9		
6	6.625	11.00	6.720	1.000	1.560	7.560	8.500	6	0.880	9.500	7.45	
	168.3	279.4	170.7	25.40	39.60	192.0	215.9		22.40	241.3		
8	8.625	13.50	8.720	1.120	1.750	9.690	10.62	6	0.880	11.75	12.1	
	219.1	342.9	221.5	28.40	44.50	246.1	269.7		22.40	295.5		
10	10.75	16.00	10.88	1.190	1.940	12.00	12.75	12	1.000	14.25	16.5	
	273.0	406.4	276.3	30.20	49.30	304.8	323.9		25.40	362.0		
12	12.75	19.00	12.88	1.250	2.190	14.38	15.00	12	1.000	17.00	26.2	
	323.8	482.6	327.1	31.75	55.60	365.3	381.0		25.40	431.8		
14	14.00	21.00	14.14	1.380	2.250	15.75	16.25	12	1.120	18.75	34.6	
	355.6	533.4	359.1	35.10	57.15	400.1	412.8		28.40	476.3		
16	16.00	23.50	16.16	1.440	2.500	18.00	18.50	16	1.120	21.25	44.8	
	406.4	596.9	410.5	36.60	63.50	457.2	469.9		28.40	539.8		
18	18.00	25.00	18.18	1.560	2.690	19.68	21.00	16	1.250	22.75	48.9	
	457.2	635.0	461.8	39.60	68.30	505.0	533.4		31.75	577.9		
20	20.00	27.50	20.20	1.690	2.890	22.00	23.00	20	1.250	25.00	61.9	
	508.0	698.5	513.1	42.90	73.15	558.8	584.2		31.75	635.0		
24	24.00	32.00	24.25	1.860	3.250	26.12	27.25	20	1.360	29.50	86.9	
	609.6	812.8	616.0	47.80	82.60	663.4	692.2		35.10	749.3		

Notes

- Weights are based on manufacturer's data and are approximate.
- Flat face flanges may be provided at full thickness, C, or with raised face removed (the latter is nonstandard).
- For ring joint facings see page 8-6.
- For tolerances see page 8-4.

Slip On Flanges - ANSI B16.5



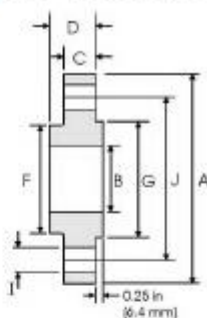
Class 300 lb

Nominal Pipe Size	Pipe	Flange Data				Hub	Raised Face	Drilling Data			Weight
		A	B	C	D	F	G	H	I	J	
	Outside Diameter	Overall Diameter	Inside Diameter	Flange Thickness min	Overall Length	Hub Diameter	Face Diameter	Number of Holes	Bolt Hole Diameter	Diameter of Circle of Holes	kg/ piece
	In mm	In mm	In mm	In mm	In mm	In mm	In mm		In mm	In mm	
1/2	0.840	3.750	0.880	0.560	0.880	1.500	1.380	4	0.620	2.620	0.64
	21.30	95.20	22.40	14.20	22.40	38.10	35.10		15.70	66.55	
3/4	1.050	4.620	1.090	0.620	1.000	1.880	1.690	4	0.750	3.280	1.12
	26.70	117.3	27.70	15.70	25.40	47.70	42.90		19.10	82.50	
1	1.315	4.880	1.360	0.690	1.060	2.120	2.000	4	0.750	3.500	1.36
	33.40	123.9	34.50	17.50	26.90	53.80	50.80		19.10	88.90	
1 1/4	1.660	5.250	1.700	0.750	1.060	2.500	2.500	4	0.750	3.880	1.68
	42.30	133.3	43.30	19.00	26.90	63.50	63.50		19.10	98.50	
1 1/2	1.900	6.120	1.950	0.810	1.190	2.750	2.880	4	0.880	4.500	2.49
	48.30	155.4	49.50	20.60	30.20	69.85	73.15		22.40	114.3	
2	2.375	6.900	2.440	0.880	1.310	3.310	3.620	8	0.750	5.000	2.87
	60.30	175.1	62.00	22.30	33.30	84.00	91.90		19.10	127.0	
2 1/2	2.875	7.900	2.940	1.000	1.500	3.940	4.120	8	0.880	5.690	4.32
	73.00	199.5	74.70	25.40	38.10	100.0	104.6		22.40	149.4	
3	3.500	8.250	3.570	1.120	1.690	4.620	5.000	8	0.880	6.620	5.85
	88.90	209.5	90.70	28.40	42.90	117.3	127.0		22.40	168.1	
3 1/2	4.000	9.000	4.070	1.190	1.780	5.250	5.500	8	0.880	7.250	7.34
	101.6	228.6	103.4	30.20	44.40	133.3	139.7		22.40	184.2	
4	4.500	10.00	4.570	1.250	1.880	5.750	6.190	8	0.880	7.880	9.61
	114.3	254.0	116.1	31.70	47.70	146.0	157.2		22.40	200.1	
5	5.563	11.00	5.660	1.380	2.000	7.000	7.310	8	0.880	9.250	12.3
	141.3	279.4	143.8	35.00	50.80	177.8	185.7		22.40	234.9	
6	6.625	12.50	6.720	1.440	2.060	8.120	8.500	12	0.880	10.62	15.6
	168.3	317.5	170.7	36.50	52.30	206.2	215.9		22.40	269.7	
8	8.625	18.00	8.720	1.620	2.440	10.25	10.62	12	1.000	13.00	24.2
	219.1	381.0	221.5	41.10	61.90	260.3	269.7		25.40	330.2	
10	10.75	17.50	10.88	1.880	2.620	12.62	12.75	16	1.120	15.25	34.1
	273.0	444.5	276.3	47.70	66.55	320.5	323.9		28.40	387.3	
12	12.75	20.50	12.88	2.000	2.880	14.75	15.00	16	1.250	17.75	49.8
	323.8	520.7	327.1	50.80	73.15	374.6	381.0		31.70	450.8	
14	14.00	23.00	14.14	2.120	3.000	16.75	16.25	20	1.250	20.25	69.9
	355.6	584.2	359.1	53.80	76.20	425.4	412.8		31.70	514.4	
16	16.00	25.50	16.16	2.250	3.280	19.00	18.50	20	1.380	22.50	88.1
	406.4	647.7	410.5	57.15	82.50	482.6	469.9		35.00	571.5	
18	18.00	28.00	18.16	2.380	3.500	21.00	21.00	24	1.380	24.75	109
	457.2	711.2	461.8	60.45	88.90	533.4	533.4		35.00	628.7	
20	20.00	30.50	20.20	2.500	3.750	23.12	23.00	24	1.380	27.00	134
	508.0	774.7	513.1	63.50	95.20	587.2	584.2		35.00	685.8	
24	24.00	36.00	24.25	2.750	4.190	27.62	27.25	24	1.620	32.00	201
	609.6	914.4	616.0	69.85	106.4	701.5	692.2		41.00	812.6	

Notes

- Weights are based on manufacturer's data and are approximate.
- Flat face flanges may be provided at full thickness, C, or with raised face removed (the latter is nonstandard).
- For ring joint facings see page 8-6.
- For tolerances see page 8-4.

Slip On Flanges - ANSI B16.5



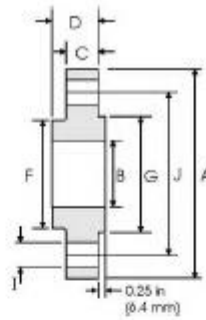
Class 400 lb

Nominal Pipe Size	Pipe		Flange Data				Hub	Raised Face	Drilling Data			Weight
	A	B	C	D	F	G	H	I	J	kg/ piece		
	Outside Diameter	Overall Diameter	Inside Diameter	Flange Thickness min	Overall Length	Hub Diameter	Face Diameter	Number of Holes	Bolt Hole Diameter		Diameter of Circle of Holes	
in mm	in mm	in mm	in mm	in mm	in mm	in mm	in mm	in mm	in mm	in mm		
1/2	0.840	3.750	0.880	0.560	0.890	1.500	1.360	4	0.620	2.620	0.74	
	21.30	95.30	22.40	14.20	22.40	38.10	35.10		15.70	66.55		
3/4	1.050	4.620	1.090	0.620	1.000	1.880	1.690	4	0.750	3.250	1.27	
	26.70	117.3	27.70	15.70	25.40	47.70	42.90		19.10	82.50		
1	1.315	4.880	1.360	0.690	1.050	2.120	2.000	4	0.750	3.250	1.52	
	33.40	124.0	34.50	17.50	26.90	53.80	50.80		19.10	88.90		
1 1/4	1.660	5.250	1.700	0.810	1.120	2.500	2.500	4	0.750	3.880	2.03	
	42.20	133.4	43.20	20.60	28.40	63.50	63.50		19.10	98.60		
1 1/2	1.900	6.120	1.950	0.880	1.250	2.780	2.880	4	0.880	4.500	2.96	
	48.30	155.4	49.50	22.40	31.75	69.85	73.15		22.40	114.3		
2	2.375	6.500	2.440	1.000	1.440	3.310	3.620	8	0.750	5.000	3.62	
	60.30	165.1	62.00	25.40	36.60	84.00	91.90		19.10	127.0		
2 1/2	2.875	7.500	2.940	1.120	1.620	3.940	4.120	8	0.880	5.880	5.28	
	73.00	190.5	74.70	28.40	41.10	100.0	104.6		22.40	149.4		
3	3.500	8.250	3.570	1.250	1.810	4.620	5.000	8	0.880	6.620	7.00	
	88.90	208.6	90.70	31.75	46.00	117.3	127.0		22.40	168.1		
3 1/2	4.000	9.000	4.070	1.380	1.940	5.250	5.500	8	1.000	7.250	8.84	
	101.6	228.6	103.4	35.10	49.30	133.3	139.7		25.40	184.2		
4	4.500	10.00	4.570	1.380	2.000	5.750	6.190	8	1.000	7.880	11.1	
	114.3	254.0	116.1	35.10	50.80	146.0	157.2		25.40	200.1		
5	5.563	11.00	5.660	1.500	2.120	7.000	7.310	8	1.000	9.250	13.9	
	141.3	279.4	143.8	38.10	53.80	177.8	185.7		25.40	234.9		
6	6.625	12.50	6.720	1.620	2.250	8.120	8.500	12	1.000	10.62	18.3	
	168.3	317.5	170.7	41.10	57.15	206.2	215.9		25.40	269.7		
8	8.625	15.00	8.720	1.880	2.690	10.25	10.62	12	1.120	13.00	28.6	
	219.1	381.0	221.5	47.80	68.30	260.3	269.7		28.40	330.2		
10	10.75	17.50	10.88	2.120	2.880	12.62	12.75	16	1.250	15.25	39.2	
	273.0	444.5	276.3	53.80	73.15	320.5	323.9		31.75	387.3		
12	12.75	20.50	12.88	2.250	3.120	14.75	15.00	16	1.360	17.75	57.0	
	323.8	520.7	327.1	57.15	79.25	374.6	381.0		35.10	450.8		
14	14.00	23.00	14.14	2.380	3.310	16.75	16.25	20	1.360	20.25	79.1	
	355.6	584.2	359.1	60.05	84.10	425.4	412.8		35.10	514.4		
16	16.00	25.50	16.16	2.500	3.690	19.00	18.50	20	1.500	22.50	101	
	406.4	647.7	410.5	63.50	93.70	482.6	469.9		38.10	571.5		
18	18.00	28.00	18.18	2.620	3.880	21.00	21.00	24	1.500	24.75	123	
	457.2	711.2	461.8	66.55	98.60	533.4	533.4		38.10	628.7		
20	20.00	30.50	20.20	2.750	4.000	23.12	23.00	24	1.620	27.00	146	
	508.0	774.7	513.1	69.85	101.6	587.2	584.2		41.10	685.8		
24	24.00	36.00	24.25	3.000	4.500	27.62	27.25	24	1.880	32.00	219	
	609.6	914.4	616.0	76.20	114.3	701.5	692.2		47.80	812.8		

Notes

- Weights are based on manufacturer's data and are approximate.
- For ring joint facings see page 8-6.
- For tolerances see page 8-4.

Slip On Flanges - ANSI B16.5



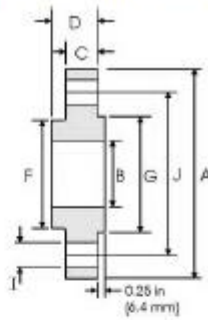
Class 600 lb

Nominal Pipe Size	Pipe	Flange Data				Hub	Raised Face	Drilling Data			Weight
		A	B	C	D	F	G	H	I	J	
	Outside Diameter	Overall Diameter	Inside Diameter	Flange Thickness min	Overall Length	Hub Diameter	Face Diameter	Number of Holes	Bolt Hole Diameter	Diameter of Circle of Holes	kg/ piece
	in mm	in mm	in mm	in mm	in mm	in mm	in mm		in mm	in mm	
1/2	0.840	3.750	0.860	0.560	0.880	1.500	1.380	4	0.620	2.620	0.74
	21.30	95.30	22.40	14.20	22.40	38.10	35.10		15.70	66.55	
3/4	1.050	4.620	1.090	0.620	1.000	1.880	1.890	4	0.750	3.250	1.27
	26.70	117.3	27.70	15.70	25.40	47.80	47.90		19.10	82.60	
1	1.315	4.880	1.360	0.690	1.060	2.120	2.000	4	0.750	3.500	1.52
	33.40	124.0	34.50	17.50	26.90	53.80	50.80		19.10	88.90	
1 1/4	1.660	5.250	1.700	0.610	1.120	2.500	2.300	4	0.750	3.880	2.03
	42.40	133.4	43.00	20.60	28.40	63.50	58.50		19.10	98.60	
1 1/2	1.900	6.120	1.950	0.680	1.250	2.750	2.580	4	0.880	4.500	2.96
	48.30	155.4	49.50	22.40	31.75	69.85	73.15		22.40	114.3	
2	2.375	6.500	2.440	1.000	1.440	3.310	3.520	8	0.750	5.000	3.62
	60.30	165.1	62.00	25.40	36.60	84.10	91.50		19.10	127.0	
2 1/2	2.875	7.500	2.940	1.120	1.620	3.940	4.120	8	0.880	5.880	5.28
	73.00	190.5	74.70	28.40	41.10	100.1	104.6		22.40	149.4	
3	3.500	8.250	3.570	1.250	1.810	4.620	5.000	8	0.880	6.620	7.00
	88.90	209.6	90.70	31.75	45.00	117.3	127.0		22.40	168.1	
3 1/2	4.000	9.000	4.070	1.380	1.940	5.250	5.500	8	1.000	7.250	8.64
	101.6	228.6	103.4	35.10	49.30	133.4	139.7		25.40	184.2	
4	4.500	10.75	4.570	1.500	2.120	6.000	6.190	8	1.000	8.500	14.5
	114.3	273.1	116.1	38.10	53.80	152.4	157.2		25.40	215.9	
5	5.563	13.00	5.660	1.750	2.380	7.440	7.310	6	1.120	10.50	24.4
	141.3	330.2	143.8	44.50	60.45	189.0	185.7		28.40	266.7	
6	6.625	14.00	6.720	1.880	2.620	8.750	8.500	12	1.120	11.50	28.7
	168.3	355.6	170.7	47.80	66.55	222.3	215.9		28.40	292.1	
8	8.625	16.50	8.720	2.190	3.000	10.75	10.62	12	1.250	13.75	43.4
	219.1	419.1	221.5	55.60	76.20	273.1	269.7		31.75	349.3	
10	10.75	20.00	10.88	2.500	3.380	13.50	12.75	16	1.380	17.00	70.3
	273.0	508.0	276.3	63.50	85.90	342.9	323.9		35.10	431.8	
12	12.75	22.00	12.88	2.620	3.620	15.75	15.00	20	1.380	19.25	84.2
	323.8	558.8	327.1	66.55	91.90	400.1	381.0		35.10	489.0	
14	14.00	23.75	14.14	2.750	3.690	17.00	16.25	20	1.500	20.75	98.7
	355.6	603.3	359.1	69.85	93.70	431.8	412.8		38.10	527.1	
16	16.00	27.00	16.16	3.000	4.190	19.50	18.50	20	1.620	23.75	142
	406.4	685.8	410.5	76.20	106.4	495.3	469.9		41.10	603.3	
18	18.00	29.25	18.18	3.250	4.620	21.50	21.00	20	1.750	25.75	173
	457.2	743.0	461.8	82.60	117.3	546.1	533.4		44.50	654.1	
20	20.00	32.00	20.20	3.500	5.000	24.00	23.00	24	1.750	28.50	220
	508.0	812.8	513.1	88.90	127.0	609.6	584.2		44.50	723.9	
24	24.00	37.00	24.25	4.000	5.500	28.25	27.25	24	2.000	33.00	312
	609.6	939.8	616.0	101.6	139.7	717.6	692.2		50.80	838.2	

Notes

- Weights are based on manufacturer's data and are approximate.
- For ring joint facings see page 8-6.
- For tolerances see page 8-4.

Slip On Flanges - ANSI B16.5



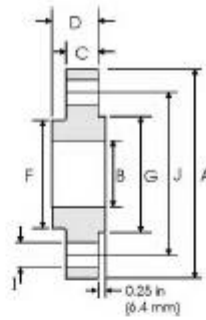
Class 900 lb

Nominal Pipe Size	Pipe	Flange Data				Hub	Raised Face	Drilling Data			Weight
		A	B	C	D	F	G	H	I	J	
	Outside Diameter	Overall Diameter	Inside Diameter	Flange Thickness	Overall Length	Hub Diameter	Face Diameter	Number of Holes	Bot Hole Diameter	Diameter of Circle of Holes	kg/ piece
	in	in	in	in	in	in	in		in	in	
1/2	0.840	4.750	0.880	0.880	1.250	1.500	1.380	4	0.880	3.250	1.74
	21.30	120.6	22.40	22.40	31.70	38.10	35.10		22.40	82.50	
3/4	1.050	5.120	1.090	1.000	1.380	1.750	1.690	4	0.880	3.500	2.34
	26.70	130.0	27.70	25.40	35.00	44.40	42.90		22.40	88.90	
1	1.315	5.880	1.360	1.120	1.620	2.060	2.000	4	1.000	4.000	3.44
	33.40	149.3	34.50	28.40	41.10	52.30	50.80		25.40	101.6	
1 1/4	1.660	6.250	1.700	1.120	1.620	2.500	2.500	4	1.000	4.380	3.91
	42.20	158.7	43.20	28.40	41.10	63.50	63.50		25.40	111.2	
1 1/2	1.900	7.000	1.950	1.250	1.750	2.750	2.690	4	1.120	4.680	5.36
	48.30	177.8	49.50	31.70	44.50	69.85	73.15		28.40	123.9	
2	2.375	8.500	2.440	1.500	2.250	4.120	3.620	8	1.000	6.500	9.85
	59.30	215.9	62.00	38.10	57.15	104.6	91.90		25.40	165.1	
2 1/2	2.875	9.820	2.940	1.820	2.500	4.880	4.120	8	1.120	7.500	13.7
	73.00	244.3	74.70	41.10	63.50	123.9	104.6		28.40	190.5	
3	3.500	9.500	3.570	1.500	2.120	5.000	5.000	8	1.000	7.500	11.6
	88.90	241.3	90.70	38.10	53.80	127.0	127.0		25.40	190.5	
4	4.500	11.50	4.570	1.750	2.750	6.250	6.190	8	1.250	9.250	19.7
	114.3	292.1	116.1	44.40	69.85	157.2	157.2		31.70	234.9	
5	5.563	13.75	5.660	2.000	3.120	7.500	7.310	8	1.380	11.00	31.9
	141.3	349.2	143.8	50.80	79.25	190.5	185.7		35.00	279.4	
6	6.625	15.00	6.720	2.190	3.380	9.250	8.500	12	1.250	12.50	41.1
	168.3	381.0	170.7	55.60	85.80	234.9	215.9		31.70	317.5	
8	8.625	18.50	8.720	2.500	4.000	11.75	10.62	12	1.500	15.50	70.7
	219.1	469.9	221.5	63.50	101.6	298.4	269.7		38.10	393.7	
10	10.75	21.50	10.88	2.750	4.250	14.50	12.75	16	1.500	18.50	101
	273.0	546.1	276.3	69.85	107.9	368.3	323.9		38.10	469.9	
12	12.75	24.00	12.88	3.120	4.620	16.50	15.00	20	1.500	21.00	133
	323.8	609.6	327.1	79.25	117.3	419.1	381.0		38.10	533.4	
14	14.00	25.25	14.14	3.380	5.120	17.75	16.25	20	1.620	22.00	153
	355.6	641.3	359.1	85.80	130.0	450.8	412.8		41.10	558.8	
16	16.00	27.75	16.16	3.500	5.250	20.00	18.50	20	1.750	24.25	185
	406.4	704.8	410.5	88.90	133.3	508.0	469.9		44.40	615.9	
18	18.00	31.00	18.18	4.000	6.000	22.25	21.00	20	2.000	27.00	258
	457.2	787.4	461.8	101.6	152.4	565.1	533.4		50.80	688.8	
20	20.00	33.75	20.20	4.250	6.250	24.50	23.00	20	2.120	29.50	317
	508.0	857.2	513.1	107.9	158.7	622.3	584.2		53.80	749.3	
24	24.00	41.00	24.25	5.500	8.000	29.50	27.25	20	2.620	35.50	606
	609.6	1041.4	616.0	139.7	203.2	749.3	692.2		66.55	901.7	

Notes

- Weights are based on manufacturer's data and are approximate.
- For ring joint facings see page 8-6.
- For tolerances see page 8-4.

Slip On Flanges - ANSI B16.5



Class 1500 lb

Nominal Pipe Size	Pipe	Flange Data				Hub	Raised Face	Drilling Data			Weight
		A	B	C	D	F	G	H	I	J	
	Outside Diameter	Overall Diameter	Inside Diameter	Flange Thickness min	Overall Length	Hub Diameter	Face Diameter	Number of Holes	Bolt Hole Diameter	Diameter of Circle of Holes	kg/ piece
	in mm	in mm	in mm	in mm	in mm	in mm	in mm		in mm	in mm	
1/2	0.840	4.750	0.860	0.680	1.250	1.500	1.380	4	0.680	3.250	1.74
	21.30	120.6	22.40	22.40	31.70	38.10	35.10		22.40	82.50	
3/4	1.050	5.120	1.090	1.000	1.380	1.750	1.690	4	0.680	3.500	2.34
	26.70	130.0	27.70	25.40	35.00	44.40	42.90		22.40	88.90	
1	1.315	5.880	1.360	1.120	1.620	2.060	2.000	4	1.000	4.000	3.44
	33.40	149.3	34.50	28.40	41.10	52.30	50.80		25.40	101.6	
1 1/4	1.660	6.250	1.700	1.120	1.620	2.500	2.500	4	1.000	4.380	3.91
	42.30	158.7	43.00	28.40	41.10	63.50	63.50		25.40	111.2	
1 1/2	1.900	7.000	1.950	1.250	1.750	2.750	2.880	4	1.120	4.880	5.36
	48.30	177.8	49.50	31.70	44.50	69.85	73.15		28.40	123.9	
2	2.375	8.500	2.440	1.500	2.250	4.120	3.820	8	1.000	6.500	9.85
	60.30	215.9	62.00	38.10	57.15	104.6	91.90		25.40	165.1	
2 1/2	2.875	9.820	2.940	1.620	2.500	4.880	4.120	8	1.120	7.500	13.7
	73.00	244.3	74.70	41.10	63.50	123.9	104.6		28.40	190.5	

Notes

- Weights are based on manufacturer's data and are approximate.
- For ring joint facings see page 8-6.
- For tolerances see page 8-4.

Tianjin All Best International Trade Co., Ltd is a famous provider of steel pipe fittings.

Our business involves Oil & Gas Industry, Mining Industry, Automobile Industry, Chemical Industry and Construction Industry.

Our products include elbow, flange, reducer, pipe cap, tee and corrugated expansion joint and seamless steel line pipe. We have got good recognition from our customers in South America, South East Asia and North Africa.

These pipe fittings can be made according to both GB and International standards, ASME, DIN, BS, JIS & GOST. In the last years, we got API 5L, and API Q1 international certification for the products. ISO9001, ISO14001, and OHAS18001 are three basic certificates for our quality, service, environment and workers' qualification.

Our factory covers an area of 70000 square meters in Xiwang New District, Mengcun County, Cangzhou, Hebei, China. With advanced equipment, excellent management, skilled workers, and ambitious salesmen, we have great confidence to provide you with better products with the most reasonable price. To win customers's belief in us is the goal for the whole company for ever.

Welcome you to visit us in China or send emails to us. We love friends and like the reply buttons.

Contact us:

Litas Lee,

Telephone: 02287802560

Mobile:8615522509091

Fax:02287808131

E-mail:sale01@tianjin-all-best.com

Skype: Litas.Lee

QQ:482171537

Tianjin All Best International Ltd

Sunny Plaza,Huanghe Road,Nankai District,Tianjin, China

Factory: Xiwang New District, Mengcun, Cangzhou, hebei, China

<http://www.tianjin-all-best.com/>