

CHD-80 Digital

Controlling Vegetable Cutting Machine

1.2 Summarize

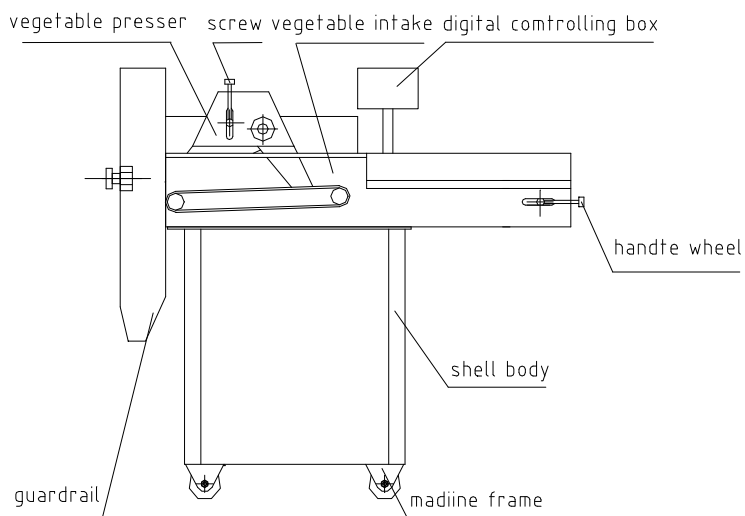
1.1 Use

CHD-80 digital controlling vegetable cutting machine is our newest vegetable cutting machine, adopted digital technology. It is used in cutting kinds of stem, frondage and thin strong vegetable into slice and sliver.

1.2 specification

It adopted revolving razor blade, cutting the vegetable into section and piece, merit: cutting face smooth, dimension exact, thickness uniform. It is efficient, easy to use, salty and energy-saving.

2. Structure and working principle.



5.1 Put the machine on dry and level ground.

5.2 Check the working parts before use ,avoid the fastener parts becoming flexible,the electrical wire dispair and there are unknown-thing on the transport belt.

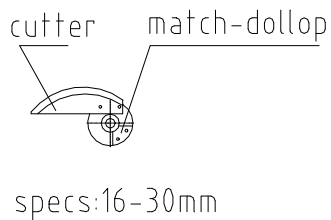
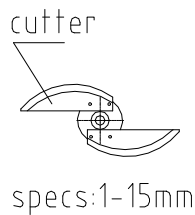
5.3 Insure the power supply voltage and the machine loltage all tobe:220V ~.

5.4 Enlongate the soft electrical wire, connect the earth-symbol line with ground. Put the plug into electrical outlet. Open the switch, watch the revolving way. If it is vight, close the front-door,then you can use.

5.5 Insure there are no loam and other unknown-thing in the catting vegetable.

6. Operation

6.1 Cuttur & match-dollop



cuttur & match-dollop

6.2 Perfect dimension & catter's cooperation

Standard (Dimension)	Cutter' s number
1-15mm	2 pieces
16-30mm	1 piece cutter+match-dollop

6.3 The apposite interval between cutter and the bottom of the cutter' s frame: 0.5-1mm.