

SPECIFICATIONS



LED Intergrative Tube
HY-T8-0.6M-C10W

Shenzhen Maxsun Lighting Limited

Add: A building,Heng Chang Rong Industrial Zone sha yi Village,Sha JingTown, Baoan district,Shenzhen

Tel: (86 755)27497155 Fax: (86 755)27497315 Tel:+86 18948330286

Skype:maxsunled02

Email:info06@hy-led.net

www.hy-led.net

Features :

- a) Easy to install, a perfect replacement for traditional lamps.
- b) Unique housing design, excellence in heat dissipation, and anti-impact.
- c) Completely green & environmental protection, No
- d) hazards of mercury or lead, No UV and IR radiation.
- e) With Insolated driver, NO RF interference, and electric wave resistant.
- f) High luminous intensity, low light degradation.
- g) Special circuit design, each LED works separately, avoiding the single broken LED influence.
- h) Low power consumption, energy saving up to 82%.
- i) Optimized LED lighting beam angle.
- j) High efficiency constant current driver, Wide Voltage AC100-240V 50/60Hz input, worldwide application.
- k) 50000hrs lifespan (LED), 10 times more than traditional Lamps.
- l) With CE, ROHS approvals & 3 years warranty.
- m) Instant start, no fluorescent flickering, no humming.



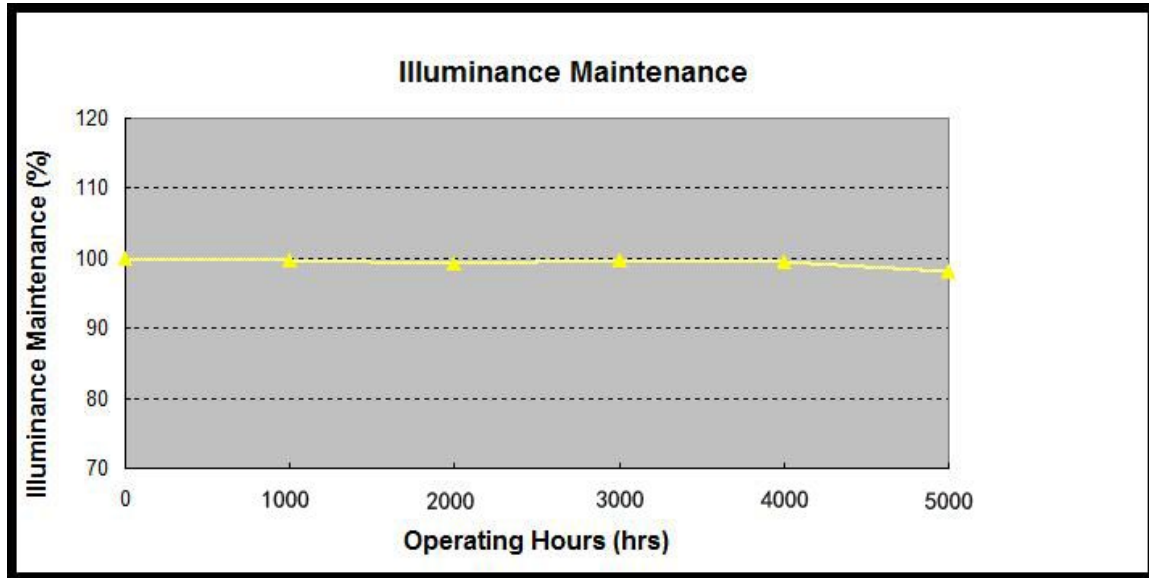
Applications:

- a) Hotels & schools.
- b) Hospitals & shopping mall.
- c) Residential lighting.
- d) Factories, offices & meeting rooms
- e) Places where need energy saving and high color rendering index lighting

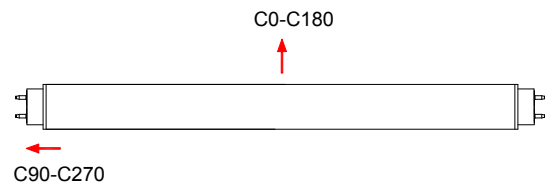
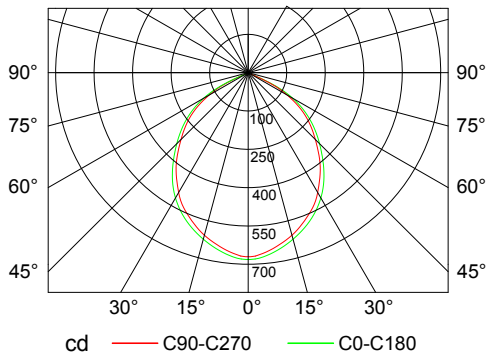
Parameters:

Model	HY-T8-0.6M-C10W		
Input Voltage	AC180-240V 50/60Hz		
Dimension	28*26*600mm		
Lighting Source	48PCS 2835SMD		
Power Consumption	10W		
Color Temperature	(2700~6500K)	(2700~6500K)	(2700~6500K)
Luminosity	≥1000lm	≥1000lm	≥1000lm
CRI (Ra)	>75		
Beam Angle	180°		
Working Temperature	-25°C~+45°C		
Material	Aluminium + PC		
GW	0.33kg		
NW	0.23kg		
PF	0.9-0.98		
Lifespan (LED)	≥25,000hrs (70% Lumen Maintenance)		
IP Rating	IP44		
Lumen Attenuation	<5% @ 5,000hrs		
Packing Dimension	L635*W22*H27mm		

LEDs Lumen Attenuation

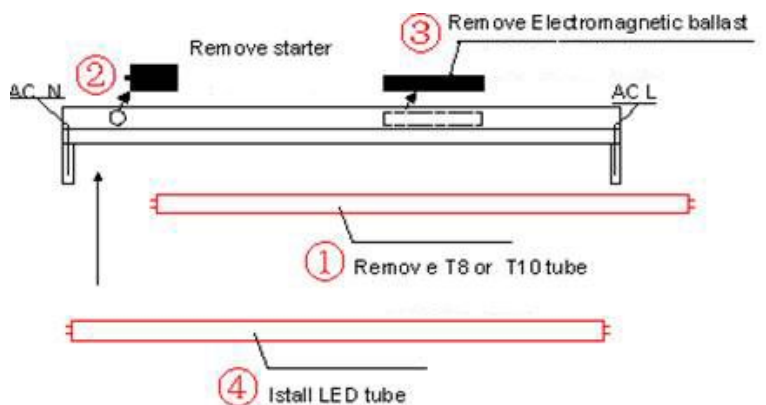


View Angel:



Installation Note:

- Cut off the current first.
- DO NOT Remove any parts



- For indoor use only
- Must be under the required voltage.

Packing:

T8 LED tube Package Information




Packing way 1: Paper tube



30pcs/ctn



Packing way 2: foam package 30 pcs/ctn



GW: 8.25kg/carton

Packing Size: L675*W210*H210mm (25pcs/ctn)