


Features:

- High power density
- Convection cooled
- RoHS compliance
- 3 - year warranty
- Multiple mounting solution
- Over voltage protection
- Overload protection
- Short circuit protection



Dimensions:160(L)x95(W)x38(H)mm

General Specifications

INPUT

Input voltage.....100~240VAC/120~370VDC
 Input frequency47~63Hz
 Inrush current22A/115VAC
 (Cold start) 44A/230VAC



OUTPUT

Hold-up time (Full load@230VAC).....16mS Min.
 Temp. Coefficient±0.04% / °C
 Over voltage protectionAutorecovery
 Overload protection Power limited
 Short circuit protection..... Autorecovery
 Transient response. .. (Load change 50% to 100%)
 Voltage deviation5%
 Recovery time2mS

EMC STANDARDS

EN 55011	Class B
EN 55022	Class B
EN 61000-4-2	Level 3
EN 61000-4-3	Level 3
EN 61000-4-4	Level 3
EN 61000-4-5	Level 3
EN 61000-4-6	Level 3
EN 61000-4-8	Level 3
EN 61000-4-11	Level 3

SAFETY STANDARDS

	EN60950 (Marking)
	UL 60950 (Certificate) CSA 22.2 (Certificate)

ENVIRONMENTAL

Operating temperature: -20°C ~ 50°C ambient, derating each output at 2.5% per degree from 50°C to 70°C
 Operating humidity: Non-condensing, 5% ~ 95%RH.
 Vibration: Random vibration, 10Hz ~ 100Hz, 3axis.

Output Specifications

Model	O/P voltage Adjustment	Loading (A)			Ripple Noise	Line Reg.	Load Reg.	Efficiency	Over voltage Protection
		Min.	Rated	Max.					
AE2055C2F	+27.6VDC±10%	0A	1.25A	1.5A	200mVp-p	±1%	± 1%		30~34VDC
	+5.0VDC ----	0A	3A	4A	100mVp-p	±3%	± 3%	72%	-----
	+27.0VDC ----	0A	0.16A	0.16A	250mVp-p	----	----		-----

Additional functions:

- 1.Back-up: External battery supply back-up power source for keeping DC output stable while AC failed.
- 2.Battery low voltage protection: For protect battery over-discharge and system stable, AE2055C2F will cut off battery source while battery voltage under 21.0V.
- 3.AC input indicator: connector for external LED, output current is limited at 10mA/.

- NOTE:**
1. Each output can supply up to maximum current, but total loading can not exceed rated output wattage.
 2. Line regulation is measured from low line to high line at rated load.
 3. Load regulation is measured from 20% to 100% of rated load at 230VAC input.
 4. Ripple & Noise is measured by using a 0.1uF/630V metalized capacitor & a 47uF electrolytic capacitor parallel on the test point, at rated load and 230VAC input.
 5. Efficiency is measured at rated load and 230VAC input.
 6. Hold-up time is measured at rated load and 230VAC input.

Mechanical Details

