



Dimensions:121(L)x110(W)x75(H)mm

**Features:**

- High power density
- Build-in cooling fan
- RoHS compliance
- 3 - year warranty
- Great reliability
- DIN rail / Wall bracket mounting solution
- Over voltage protection
- Overload protection
- Short circuit protection
- Built-in O-ring diode
- Built-in CEMF damper
- High peak current (2 times of rated current)

**General Specifications**

**INPUT**

Input voltage.....115/230VAC  $\pm 15\%$  selectable  
 Input frequency .....47~63Hz  
 Inrush current .....22A/115VAC  
 (Cold start) . . . . . 44A/230VAC



**OUTPUT**

Hold-up time (Full load@230VAC).....20mS Min.  
 Temp. Coefficient ..... $\pm 0.04\%$  / °C  
 Over voltage protection .....Autorecovery  
 Overload protection ..... Power limited  
 Short circuit protection..... Autorecovery  
 Transient response. .. (Load change 50% to 100%)  
 Voltage deviation .....10%  
 Recovery time .....10mS

**EMC STANDARDS**

EN 55011	Class B
EN 55022	Class B
EN 61000-4-2	Level 3
EN 61000-4-3	Level 3
EN 61000-4-4	Level 3
EN 61000-4-5	Level 3
EN 61000-4-6	Level 3
EN 61000-4-8	Level 3
EN 61000-4-11	Level 3

**SAFETY STANDARDS**

	EN 60950 (Marking)
	UL 508 (Meet) CSA 22.2 (Meet)

**ENVIRONMENTAL**

Operating temperature: -20°C ~ 50°C ambient, derating each output at 2.5% per degree from 50°C to 70°C  
 Operating humidity: Non-condensing, 5% ~ 95%RH.  
 Vibration: Random vibration, 10Hz ~ 100Hz, 3axis.  
 MTBF: 60,000hrs Min. Per MIL-HDBK-217F, 25°C GB.

# AD1240MS Series

240Watts, Single Output, High Peak Current

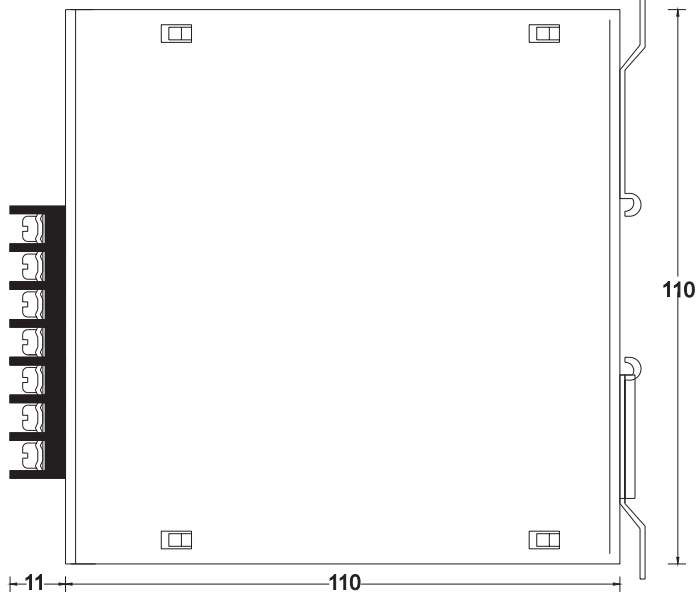
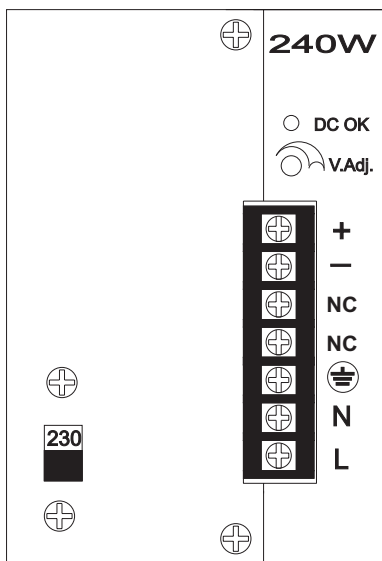
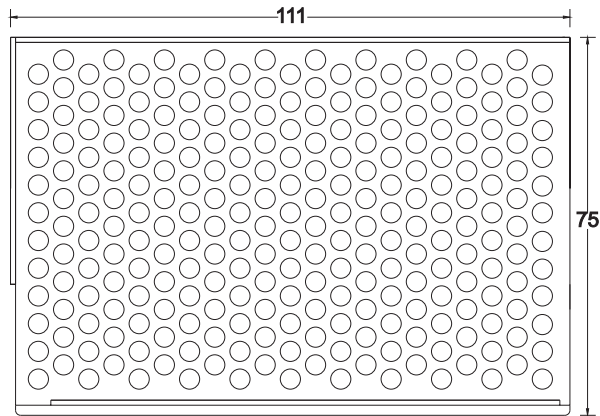
## Output Specifications

Model	O/P voltage Adjustment	Loading (A)			Ripple Noise	Line Reg.	Load Reg.	Efficiency	Over voltage Protection
		Min.	Rated	Peak					
AD1240M-24S	+24VDC ±10%	0A	10A	20A	150mVp-p	± 1%	± 2%	80%	27~30VDC
AD1240M-48S	+48VDC ±10%	0A	5A	10A	250mVp-p	± 1%	± 2%	82%	52~57VDC
AD1240M-72S	+72VDC ±10%	0A	3.5A	7A	500mVp-p	± 1%	± 2%	82%	85~95VDC

- NOTE:**
1. Each output can supply up to maximum current, but total loading can not exceed rated output wattage.
  2. Line regulation is measured from low line to high line at rated load.
  3. Load regulation is measured from 20% to 100% of rated load at 230VAC input.
  4. Ripple & Noise is measured by using a 0.1uF/630V metalized capacitor & a 47uF electrolytic capacitor parallel on the test point, at rated load and 230VAC input.
  5. Efficiency is measured at rated load and 230VAC input.

## Mechanical Details

Case No.: AD120  
 Dimensions: 121(D)x110(H)x75(W)mm



Web site : <http://acro-powers.com.tw>  
 E-mail : [service@acro-powers.com.tw](mailto:service@acro-powers.com.tw)  
 TEL : 886-2-22675015, FAX : 886-2-22674939

