




ART.NO	G	D	A	B	C	L	Weight/g	Box/Ctn
	1/2"	16	53.5	34.5	52	10.5	142	12/120
	3/4"	20	59.5	39.5	52	11	198	10/100
	1"	26	68.5	44.5	62	13	345	6/60