

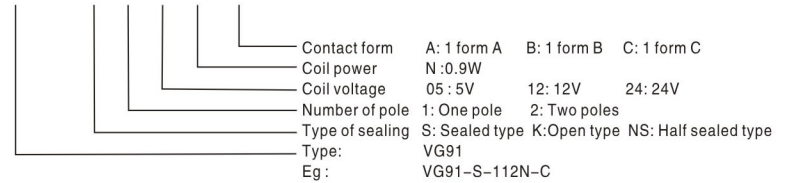
Type: VG91



32.4 × 27.5 × 28.0 mm

① Ordering Information

VG91 - S - 1 12 N - C



② Coil Ratings

Coil voltage(V)	3 5 6 9 12 24 48
Coil power	0.9W

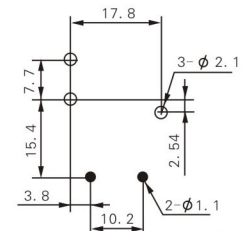
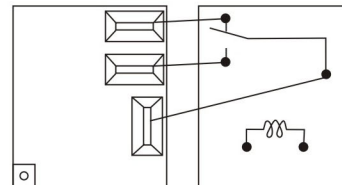
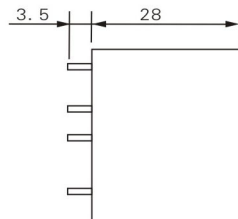
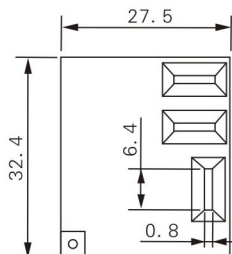
③ Contact Data

Contact Form	1A 1C
Contact Material	AgCdO
Max. Allowable Contact Current(A)	30A
Max. Switching Voltage	277VAC/ 30VDC
Max. Switching Power	7200VA/600W
Rated load	30A 250VAC 30VDC

④ Specifications

Insulation Resistance	1000mΩ
Dielectric Strength	
(Between coil and contacts)	2500VAC 1min
Ambient Temperature	-40°C to 80°C
Operate/release time max.	15ms / 10ms
Mechanical Endurance min	1 × 10 ⁷ ops
Electrical Endurance min	1 × 10 ⁵ ops

⑤ Outline Dimensions ,Wiring Diagram and PCB layout.



Tolerance : ± 0.2 mm