

ARTICLE CODE

S14T-1C-12 16

S14T Series



16:16A(1C)  
12:12A(1C)  
08: 8A(2C)

Coil Voltage  
5,6,9,12,24,48VDC

1A:1A;1C:1C;1B:1B;  
2A:2A;2C:2C;2B:2B;

Model Name:S14T

Main Features:

- Slim type and Low profile(29.00X12.70X 15.70)is developed to provide end user with more flexibility in PCB design
- SPST through DPDT contact arrangements.
- 1pole(16amps) and 2pole (8amps) version are available with switching.
- 5,000 VAC dielectric strength (contact to coil).

COIL RATING(at 20°C)

Nominal Voltage (VDC)	Coil Resistance (Ω)(±10%)	Power Consumption(W)	Nominal Current (mA)(±10%)	Pull In Voltage (VDC)	Drop Out Voltage (VDC)	Max. Allowable Voltage (VDC)
5V	63Ω	0.40W	79.4mA	70% MAX	10% MIN	130%
6V	90Ω		66.7mA			
9V	203Ω		44.3mA			
12V	360Ω		33.3mA			
24V	1440Ω		16.7mA			
48V	5486Ω	0.42W	8.7mA			

PERFORMANCE(at initial value )

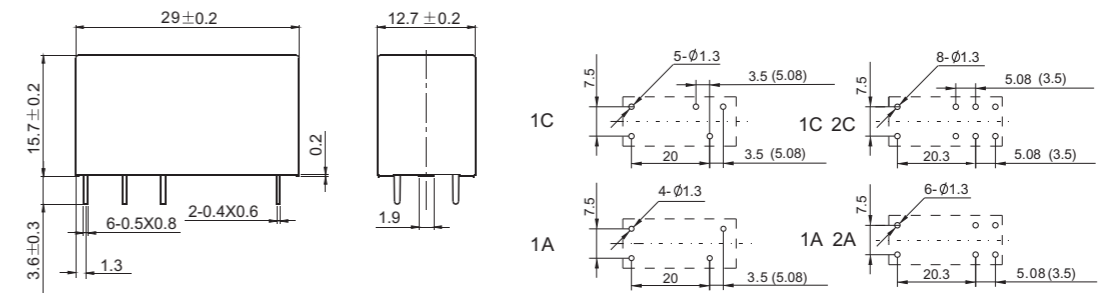
Item	Type	8A(2C)	12A(1C)	16A(1C)
Contact Resistance		100mΩ Max.(Initial Value)		
Operate Time		15msec Max.		
Release Time		8msec Max.		
Dielectric Strength between Coil & Contact between Contact		5000VAC(1min) 1000VAC(1min)		
Insulation Resistance		1000MΩ Min.(DC500V)		
Operating Ambient Temperature		-40°C ~+85°C		
Humidity		35 to 85% RH		
Vibration Resistance		10G(10~55Hz) (Dual amplitude:1.5mm)		
Shock Resistance		10G		
Life Expectancy Mechanically Electrically		10,000,000 ops.Min.(1800 ops./h) 100,000 ops.Min.(1200 ops./h)		
Weight		13g(approx.)		

CONTACT RATING

Item	Type	8A(2C)	12A(1C)	16A(1C)
Rated Carrying Current		8A/250VAC 8A/30VDC	12A/250VAC 12A/30VDC	16A/250VAC 16A/30VDC
Max. Allowable Current		8A	12A	16A
Max. Allowable Voltage		440VAC 125VDC		
Max. Current(Continual)		8A	12A	16A
Max.Allowable Power		4000VAC, 480W	4000VAC, 480W	1250VAC, 150W
Contact Material		Ag alloy		

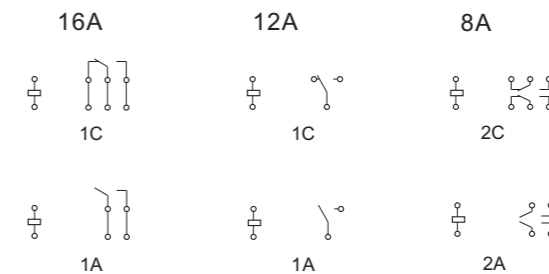
OUTLINE DIMENSION, WIRING DIAGRAM & PC BOARD LAYOUT

Unit: mm



Dimension

Mounting (Bottom view)

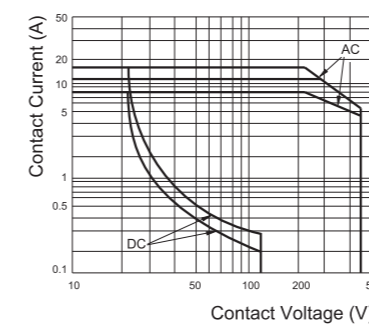


Wiring diagram (Bottom view)

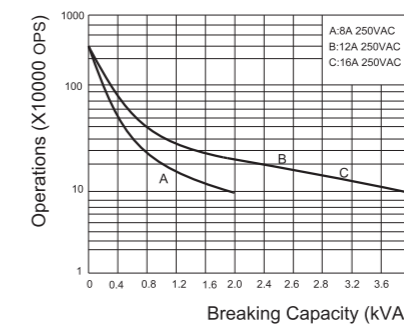
Remark: 1) In case of no tolerance shown in outline dimension: outline dimension ≤1mm, tolerance should be ±0.2mm; outline dimension >1mm and ≤5mm, tolerance should be ±0.3mm; outline dimension >5mm, tolerance should be ±0.4mm.

CHARACTERISTIC CURVES

MAXIMUM SWITCHING POWER (23°C )



ENDURANCE CURVE



COIL OPERATING RANGE (DC)

