



NATIONAL TYPE EVALUATION PROGRAM

Certificate of Conformance

for Weighing and Measuring Devices

For:

Indicating Element
Digital Electronic
Model: LP7510
 n_{\max} : 5 000
Accuracy Class: III

Submitted By:

Locosc Ningbo Precision Technology Co., Ltd.
137 Zhenyong Rd.
Ningbo, Zhejiang 315021
China
Tel: 626-318-4829
Fax: 626-802-4807
Contact: John Fu
Email: locoscprecision@gmail.com
Web site: www.locosc.com

Standard Features and Options

Standard Features:

- Semi-automatic (push-button) Zero
- Automatic Zero Tracking (AZT)
- Keyboard Tare
- Receipt Printer
- AC Power
- Gross/Tare/Net Display
- LED Display
- Pound/kg Conversion
- RS-232 Communication Port
- Wall Mounting Bracket

Option:

- LCD Display

Temperature Range: -10 °C to 40 °C (14 °F to 104 °F)

This device was evaluated under the National Type Evaluation Program and was found to comply with the applicable technical requirements of "NIST Handbook 44: Specifications, Tolerances and Other Technical Requirements for Weighing and Measuring Devices." Evaluation results and device characteristics necessary for inspection and use in commerce are on the following pages.

Randy Jennings
Chairman, NCWM, Inc.

Judith L. Cardin
Chairman, National Type Evaluation Program Committee
Issued: September 4, 2009

1135 M Street, Suite 110 / Lincoln, Nebraska 68508

The National Conference on Weights and Measures (NCWM) does not approve, recommend or endorse any proprietary product or material, either as a single item or as a class or group. Results shall not be used in advertising or sales promotion to indicate explicit or implicit endorsement of the product or material by the NCWM.

Locosc Ningbo Precision Technology Co., Ltd.

Indicating Element / LP7510

Application: General purpose indicating element for use with a compatible and certified weighing element.

Identification: A tamper evident adhesive label is located on the top, left-hand side of the indicator.

Sealing: A physical security seal is threaded through two drilled head screws securing the back cover and preventing access to the calibration switch located inside the device. Calibration is initiated by turning the calibration switch on. While in calibration mode the indicator displays "Cal." Press "Print" to save entries and turn calibration switch off to return to normal weighing.

Test Conditions: The emphasis of this evaluation was on device design, operation, performance, and compliance with influence factor requirements. The Model LP7510 was submitted for evaluation and interfaced with a Western Scale weighing element Model WPT-C10 (Capacity 10 x 0.002 lb, Certificate of Approval Number 5577-08). Increasing/decreasing load tests were performed over a temperature range of -10°C to 40°C (14°F to 104°F) and line voltages of 100 VAC and 130 VAC. Additionally, the indicator was evaluated for RFI, tare, discrimination, center of zero, and print format tests.

Evaluated By: S. Boyd (CA)

Type Evaluation Criteria Used: NIST, Handbook 44: Specifications, Tolerances and Other Technical Requirements for Weighing and Measuring Devices, 2009. NCWM, Publication 14: Weighing Devices, 2009.


Conclusion: The results of the evaluation and information provided by the manufacturer indicate the device complies with applicable requirements.

Information Reviewed By: J. Truex (NCWM)

Example of Device:




Model LP7510 – Front View



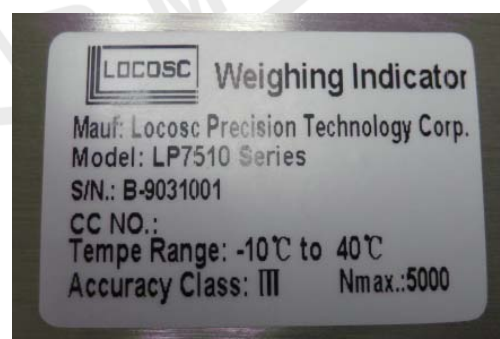
Model LP7510 – Rear View

Lead Wire Seal



Model LP7510 – Inside View

Calibration Switch



Model LP7510 – Tag with Markings