



RF-385C DC MOTOR Series

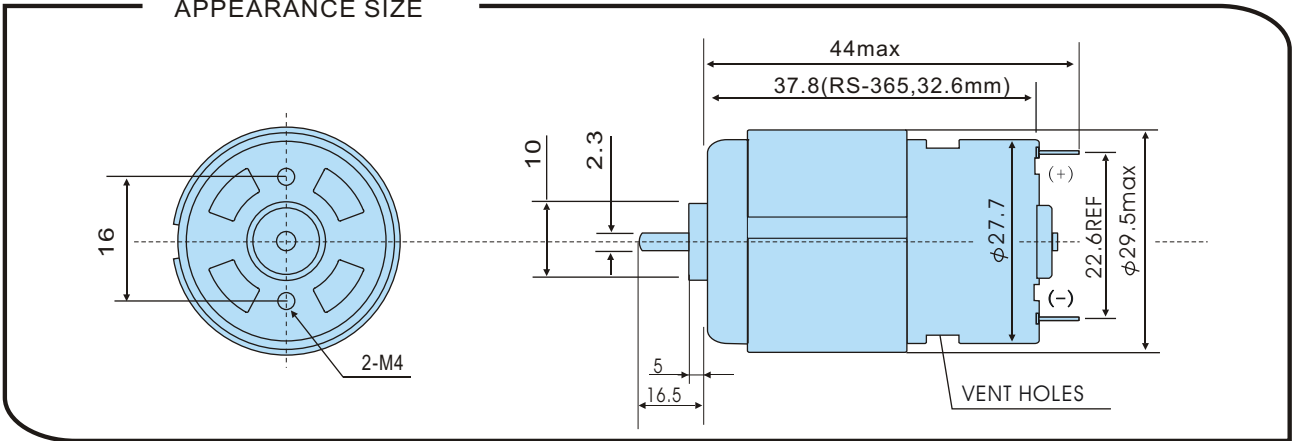
SGMADA®

Typical applications: TG-38(Φ37mm)、VFO (69.9X76.2mm)、PG-28(Φ28mm) planetary box.

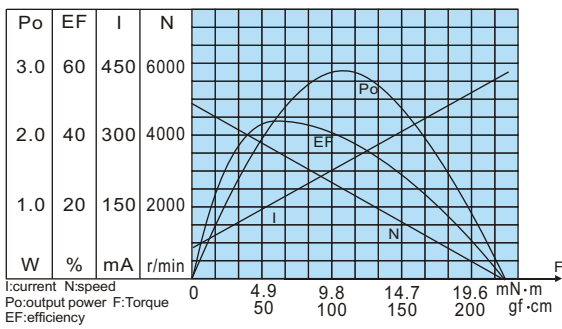
MOTOR TORQUE/SPEED/CURRENT

MOTOR MODEL	Rated Vol. V	No load		At maximum efficiency				Stall	
		Current	Speed	Current	Speed	Torque	Power	Torque	Current
		mA	r/min	mA	r/min	g·cm	W	g·cm	mA
RF-385CH-10257	24	≤ 70	4800	≤ 130	3880	45.2	1.8	237.7	400
RF-385CH-11240	24	≤ 80	5150	≤ 170	4170	59.3	2.5	312	450
RF-385CH-16120	12	≤ 90	5500	≤ 400	4200	59	2.5	300	900
RF-385CH-2270	12	≤ 150	9800	≤ 750	9300	75	7.0	445	3900

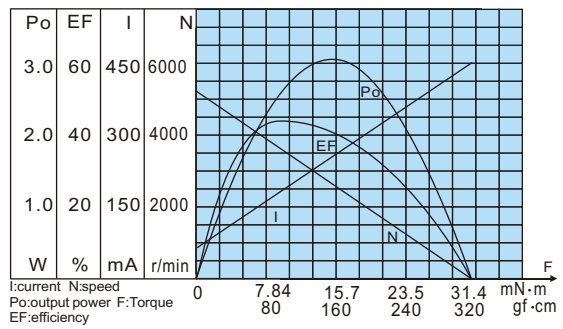
APPEARANCE SIZE



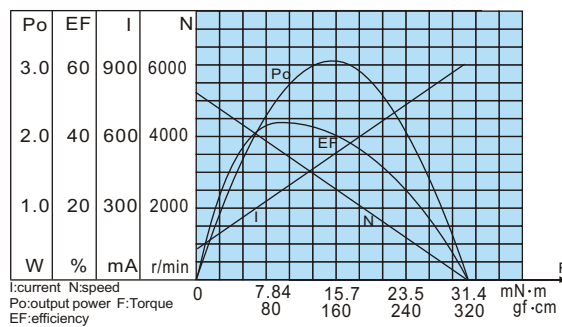
RF-385CH-10257-24V CHARACTERISTICS



RF-385CH-11240-24V CHARACTERISTICS



RF-385CH-16120-12V CHARACTERISTICS



RF-385CH-2270-12V CHARACTERISTICS

