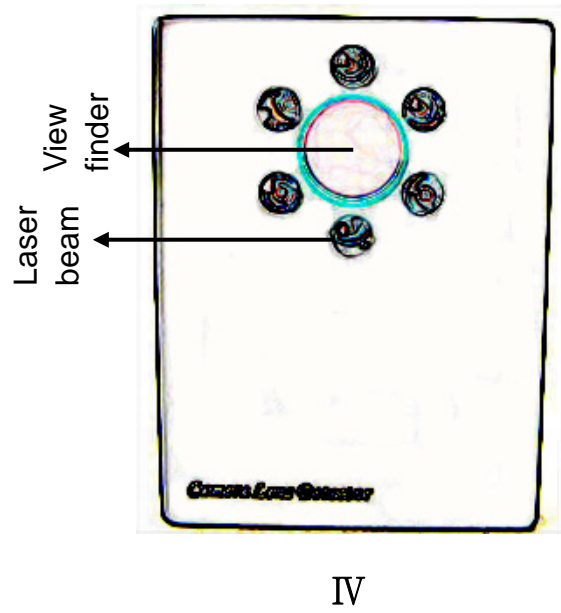
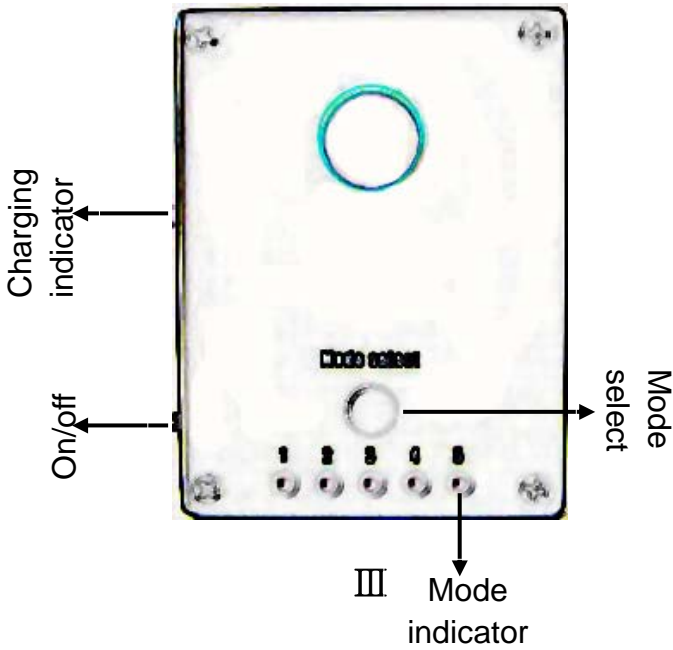



# User Manual of WK-DT01

Super all-in-one detector targeting at all kinds of surveillance equipments, serves a really bug-free environment.

*Thank u for purchasing this product. 😊*

# Illustration:



## How to do:

1. Switch power on (caution: default mode is laser scanning, so avoid its laser light pointing at somebody in front of u and yourself)
2. For wired cameras detection:  
adjust one of your eyes in the line of the view finder. The camera lens will reflect the constantly flashing laser beam back as a brightly red spot in your view. The flashing frequency can be easily adjusted for your selection, different frequency referring to the scanning modes in spec below.

## Specifications:

<b>Dimension:</b>	<b>62mm(L) x 48mm(W) x 15mm(D)</b>
<b>Scanning modes:</b>	<b>Mode 1: 1.5/sec Mode 2: 2/sec Mode 3: 3/sec Mode 4: 4/sec Mode 5: always on</b>
<b>Power voltage/inputting current:</b>	<b>DC 5V/100mA</b>
<b>Battery spec:</b>	<b>Built-in rechargeable Li-battery, 3.7V/500mA</b>
<b>Charging time:</b>	<b>About 2 hours and a half</b>
<b>Standby time:</b>	<b>About 8 hours</b>
<b>Charger:</b>	<b>Input: AC 110-240V 50/60Hz 10mA Output: DC5.0V 500mA</b>
<b>Accessories:</b>	<b>Detector x 1pc Power adaptor x 1pc</b>

## Package information:

