

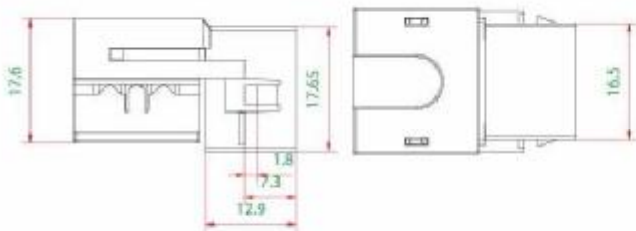
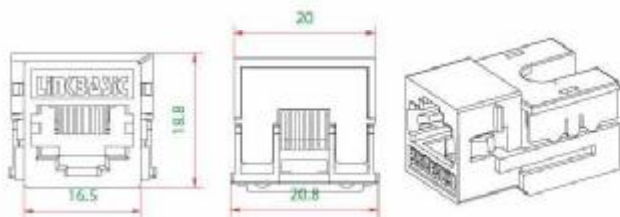


CAT 5E UTP KEYSTONE JACKS

KEYSTONE JACKS JKD06-UC5E



Presentation



Products Description

Horizontal style Cat5E 90 degree keystone jacks, it features dual color-coded wiring label with both T568A/B wiring pattern. Rear termination field for easy termination of a jack while installed in a wall plate, surface mount boxes, and blank patch panels for a wide variety of Applications.

Features and benefits

- Available in Cat5E, T568A/B wiring schemes, meet or exceed TIA/EIA Cat5E requirements
- Housing : high temperature thermoplastic
- Compact jack design, 8 positions and 8 conductors
- Contact : phosphor bronze , phosphor bronze with 6 to 50 μ " gold plate
- Accept 22-26 AWG solid with a insulation diameter of 0.4-0.6 mm
- Easy to be terminated, extremely low attenuation loss and high return loss
- High reliability and superior performance
- Available in different colors

Photo



Back



Top



Side



Front



Bottom



Top View W/Dust Caps



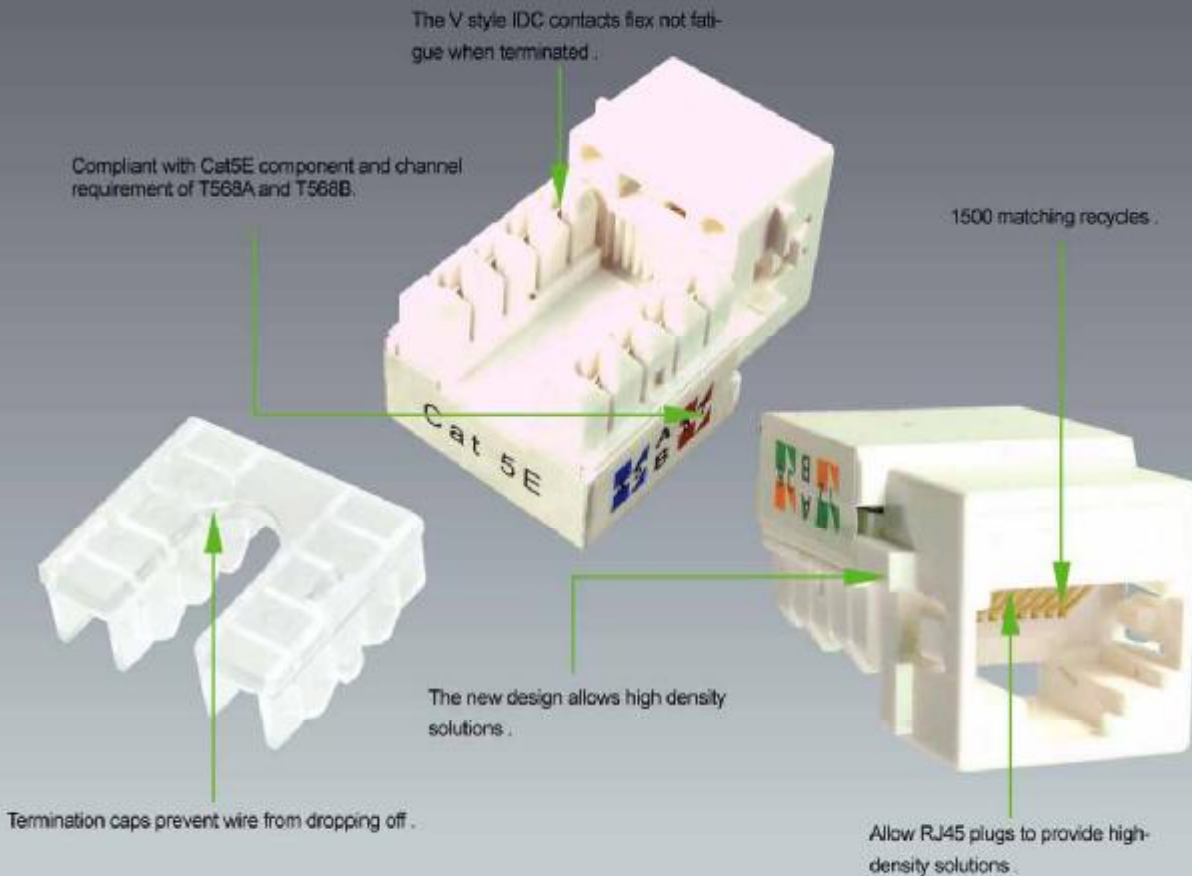
Dust Caps

Order Information

Part number	Description	Inner box	Carton	Carton measurement	Carton weight
JKD06-UC5E	Cat 5E UTP Keystone Jack	25PCS	250PCS	L 53.5cm × W 31.3cm × H 23.4cm	4KG

CAT 5E UTP KEYSTONE JACKS

KEYSTONE JACKS JKD06-UC5E




Installation instructions




Strip back cable jacket using Linkbasic tool (P/N: TLD01) or equivalent.



View the color on the module to determine proper location of the conductors based upon preferred wiring scheme.



Insert each wire into the appropriate channel according to the color code on the module's both sides.



Terminate wires using Linkbasic tool (P/N: TLA01) or equivalent.



Install dust caps by snapping into place as shown.