

Linkbasic information technology create an excellence in the future

Fashion and selection
Introduction of our products:



VOICE PATCH PANEL

PATCH PANELS PNT50-UC3




Products Description

linkbasic's voice patch panels are the perfect solutions for bringing voice to your cable rack ,pre-configured in 25 and 50 port densities and designed specifically for voice grade application .

Features and benefits

- Design to mount to any standard 19" rack or cabinet
- Space saving ,high-density 2U
- Black Electrostatic Powder-Coated Steel: phosphor bronze with tin plating over nickel
- 110& krone punch down tools are available
- Phosphor bronze with 6-50 micro inches gold plated
- Color Coded TIA/EIA 568A (international) and 568B (AT&T Standard) Wiring For Easy Installation
- Metal sheet: Corrosion resistant steel
- Plastic :fire self -extinguish high impact plastic

Photo

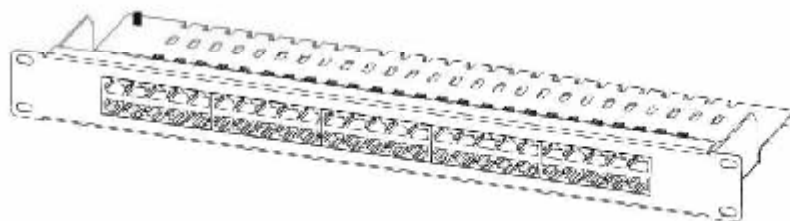
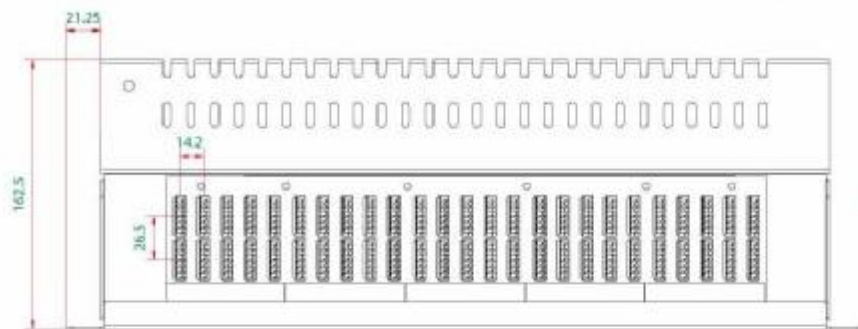
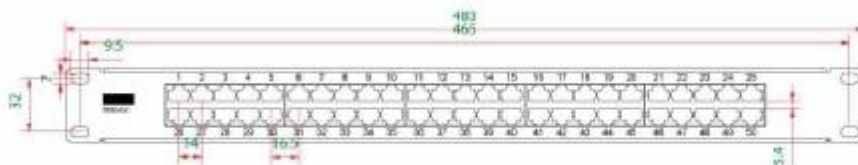


PANEL



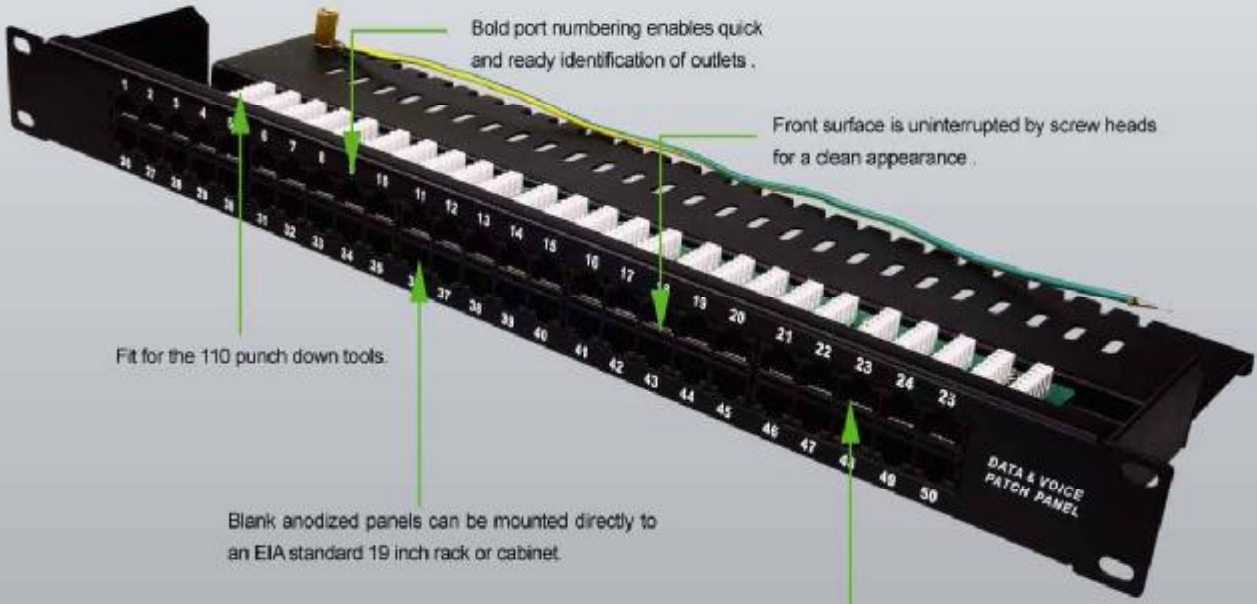
Support Bar

Presentation



VOICE PATCH PANEL

PATCH PANELS PNT50-UC3



Bold port numbering enables quick and ready identification of outlets .


Front surface is uninterrupted by screw heads for a clean appearance .

Fit for the 110 punch down tools.

Blank anodized panels can be mounted directly to an EIA standard 19 inch rack or cabinet.

Feature universal wiring for both T 568A and T 568B and voice application .

Installment instructions



1 Insert each wire into the appropriate channel.



2 Terminate wires using Linkbasic tool (P/N: TLA01) or equivalent.



3 Check and ensure each wire in correct slot.



4 Insert the jack into the correct mounting location properly.

Order Information

Part number	Description	Inner box	Carton	Carton measurement	Carton weight
PNT50-UC3	Cat 3 50-port patch panel	1PC	10PCS	L 53.5cm × W 31.3cm × H 23.4cm	10KG