



100 - 200 PAIRS 110 WRING BLOCK



110 WIRING BLOCKS WB100-A4 WB200-A4

Products Description

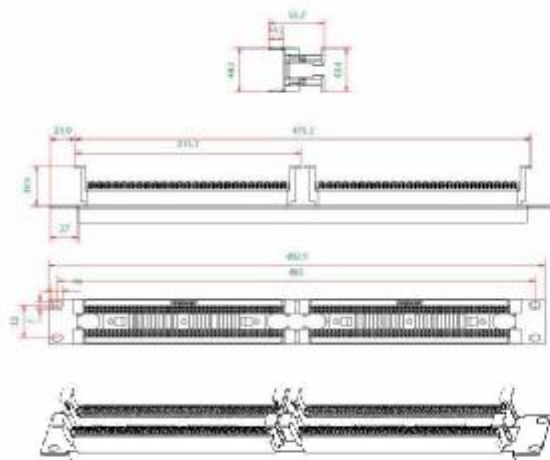
Rack-mount 110 wiring products attach to standard 19" wide racks to create compact, adaptable 110 termination fields for voice and data. Panel come in 100-, 200-pair densities and termination 22-26 AWG solid copper wire.

Features and benefits



- Type : 100-, 200-pair rack mount 110 wiring block
- Blocks are available in 100-, 200-pair for 19 inch rack mounting
- Easy to adjust , easy to embed wires in
- Wiring blocks are designed to support voice and high-speed data application
- Offering a reliable and economical high -density system
- The terminal blocks accommodate 22-26 AWG with a insulation diameter of 0.4-0.64 mm
- IDC contact material : phosphor bronze with tin plating over nickel
- Available with T568 A , T568 B wiring pattern

Presentation

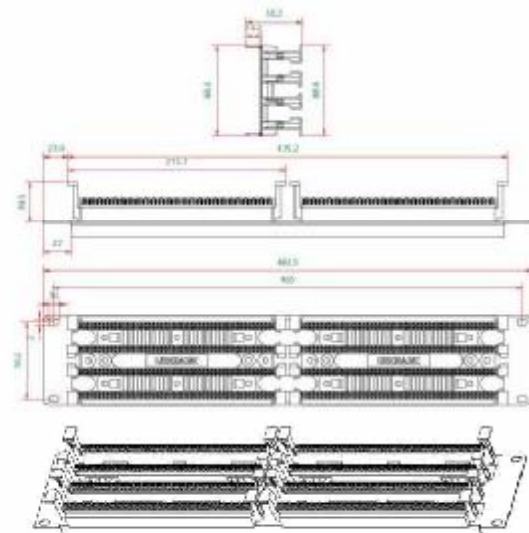
WB100-A4 Presentation



Photo

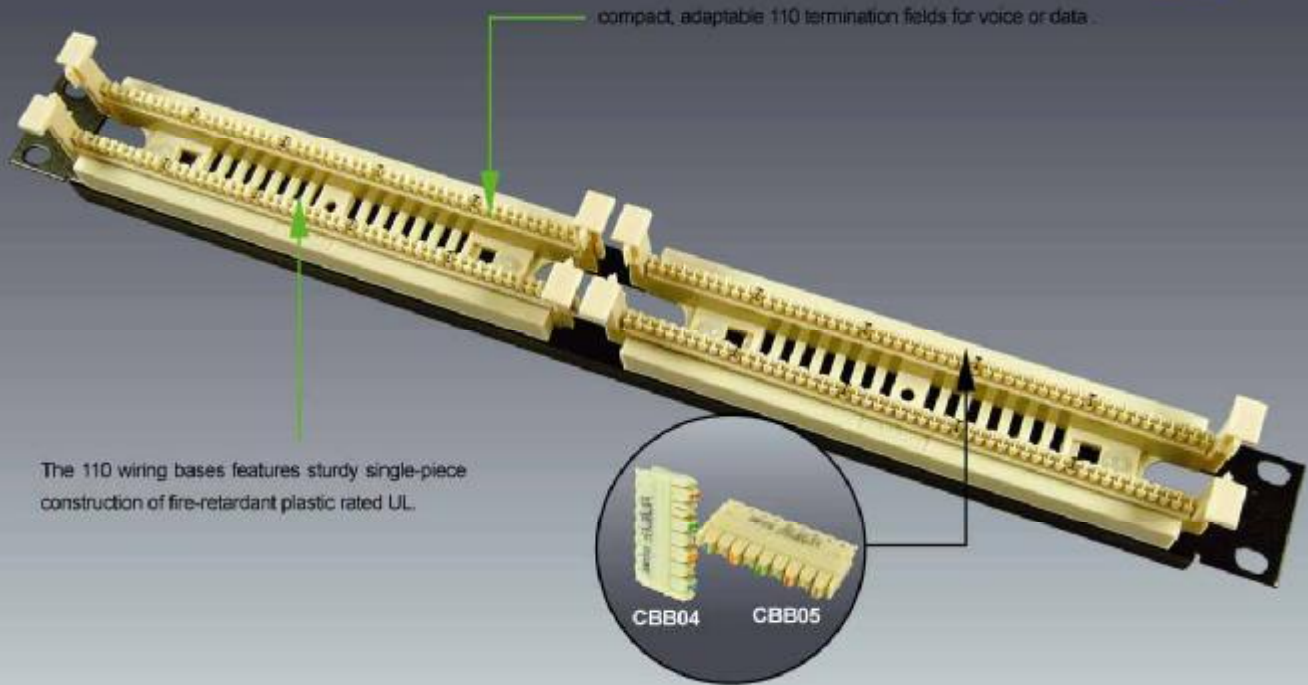


WB200-A4 Presentation



100 - 200 PAIRS 110 WRING BLOCK

110 WIRING BLOCKS WB100-A4 WB200-A4



compact, adaptable 110 termination fields for voice or data

The 110 wiring bases features sturdy single-piece construction of fire-retardant plastic rated UL.

CBB04

CBB05

FIBER OPTIC
 SOLUTION PRODUCTS

CABINET & ENCLOSURE


TELECOMMUNICATION
 SERIES

MINI LAN SOHO
 SOLUTION PRODUCTS

TOOLS & TESTERS

INDEX

Installation instructions



1 Insert each wire into the appropriate channel.




2 Terminate wires using Linkbasic tool (P/N: TLB01) or equivalent.



3 4-pair impact tool seats connecting blocks.



4 Install connecting block in the wiring block tightly.



5 Insert patch plug into connecting block, and ensure them in tight connection.

Order Information

Part number	Description	Inner box	Carton	Carton measurement	Carton weight
WB100-A4	100 pairs rack mount 110 wiring block	1PC	20PCS	L 55cm×W 24cm×H 63cm	17.9KG
WB200-A4	200 pairs rack mount 110 wiring block	1PC	20PCS	L 55cm×W 24cm×H 63cm	18KG