



CAT 5E 24-PORT PATCH PANEL

PATCH PANELS PNS24-SC5E



Products Description

The patch panel is a 19 inch rack mountable RJ45 jack panels , Each panel has cutouts that accept virtually all snap-in jacks , the kits includes the new icon labels with plastic holders that you mount on the front of the panel for easy port identification .Blank anodized panels can be mounted directly to an EIA standard 19 inch relay back or cabinets .

Features and benefits

- Design to mount to any standard 19" rack or cabinet
- 24 -port Cat 5E Patch panel .
- Space saving ,high-density 1U .
- Black Electrostatic Powder-Coated Steel: phosphor bronze with tin plating over nickel . Meet or exceed the requirement of ANSI /TIA/EIA 568B.2
- Use keystone jacks and keystone inserts to configure your panel to accommodate a variety of schemes
- Sturdy Aluminum Plate around RJ 45 Jacks
- Phosphor bronze with 6-50 micro inches gold plated .
- Available with T568 A .T568 B wiring pattern and meeting the requirement of Cat 6 standard .
- Color Coded TIA/EIA 568A (international) and 568B (AT&T Standard) Wiring For Easy Installation
- Termination accepts 22,24 26 AWG (0.64 ,0.5 and 0.4)solid wires
- Metal sheet: Corrosion resistant steel
- Plastic :fire self -extinguish high impact plastic

Photo

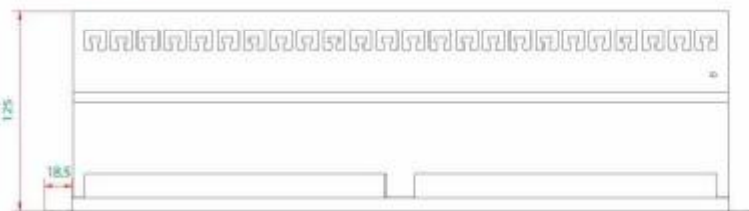


PANEL



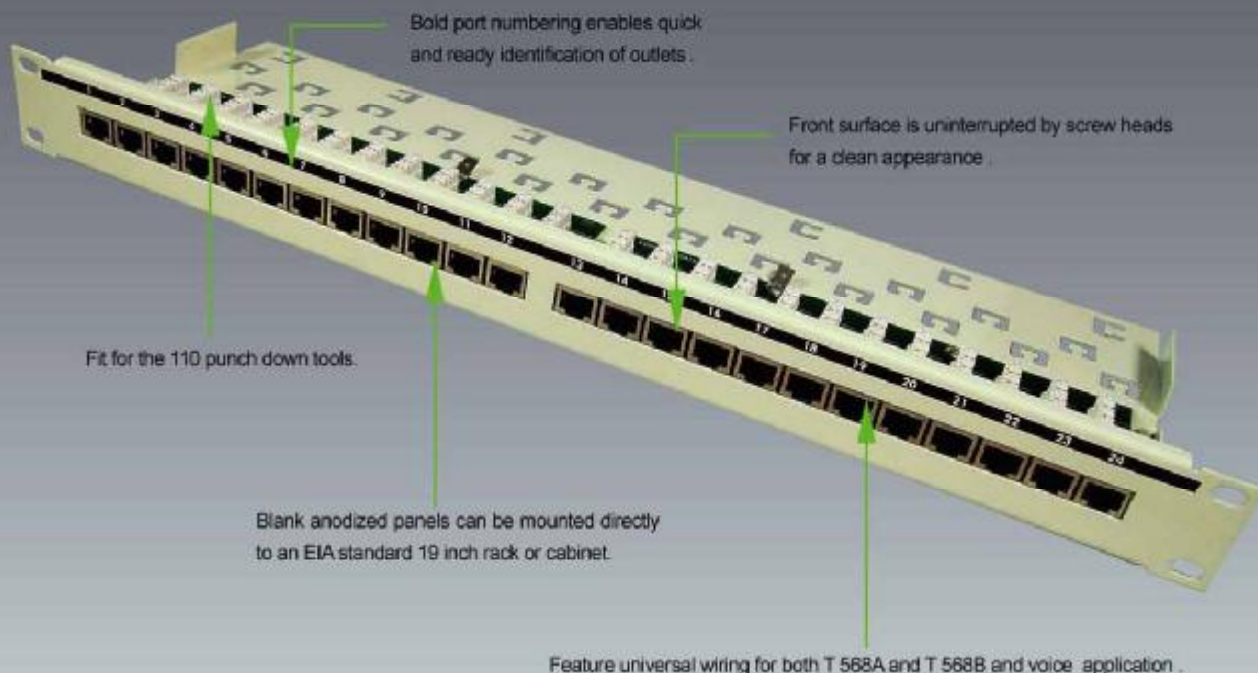
Support Bar

Presentation




CAT 5E 24-PORT PATCH PANEL

PATCH PANELS PNS24-SC5E



Installation instructions



1 Insert each wire into the appropriate channel.



2 Terminate wires using Linkbasic tool (P/N: TLA01) or equivalent.



3 Check and ensure each wire in correct slot.



4 Insert the jack into the correct mounting location properly.

Order Information

Part number	Description	Inner box	Carton	Carton measurement	Carton weight
PNS24-SC5E	Cat 5E 24-port patch panel	1PC	10PCS	L 53.5cm × W 31.3cm × H 23.4cm	18.5KG