

CAT 5E 24-PORT PATCH PANEL

PATCH PANELS PND24-UC5E PND24-UC5E-C



Photo



PND24-UC5E-C Front



PND24-UC5E-C Rear



PND24-UC5E Front



PND24-UC5E Rear



Support Bar

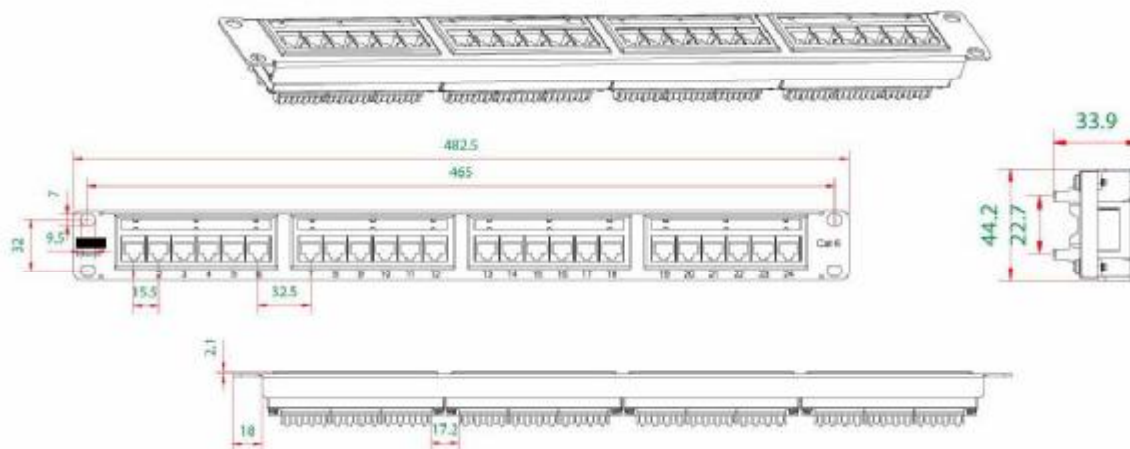
Products Description

The patch panel is a 19 inch rack mountable RJ45 jack panels , Each panel has cutouts that accept virtually all snap-in jacks , the kits includes the new icon labels with plastic holders that you mount on the front of the panel for easy port identification .Blank anodized panels can be mounted directly to an EIA standard 19 inch relay back or cabinets .

Features and benefits

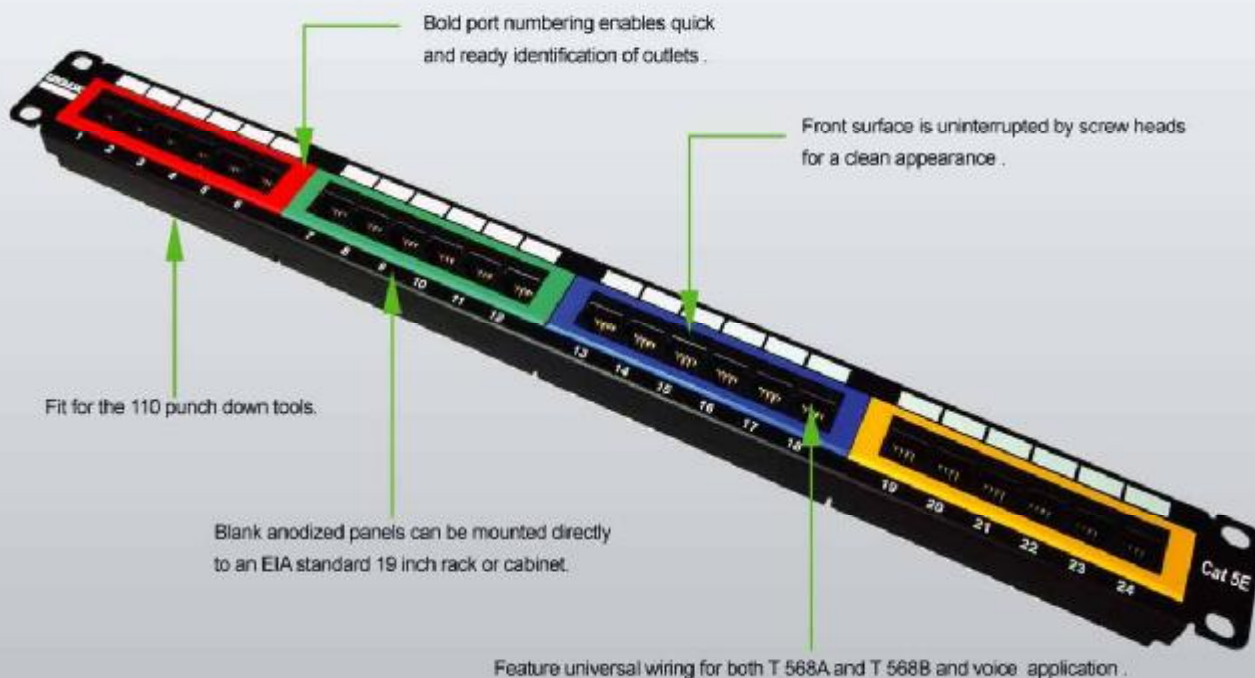
- Design to mount to any standard 19" rack or cabinet
- 24 -port Cat 5E Patch panel .
- Space saving ,high-density 1U .
- Black Electrostatic Powder-Coated Steel: phosphor bronze with tin plating over nickel . Meet or exceed the requirement of ANSI /TIA/EIA 568B.2
- Use keystone jacks and keystone inserts to configure your panel to accommodate a variety of schemes
- Sturdy Aluminum Plate around RJ 45 Jacks
- Phosphor bronze with 6-50 micro inches gold plated .
- Available with T568 A . T568 B wiring pattern and meeting the requirement of Cat 5E standard .
- Color Coded TIA/EIA 568A (international) and 568B (AT&T Standard) Wiring For Easy Installation
- Termination accepts 22,24 26 AWG (0.64 ,0.5 and 0.4)solid wires
- Metal sheet: Corrosion resistant steel
- Plastic :fire self -extinguish high impact plastic

Presentation



CAT 5E 24-PORT PATCH PANEL

PATCH PANELS PND24-UC5E PND24-UC5E-C



Bold port numbering enables quick and ready identification of outlets.

Front surface is uninterrupted by screw heads for a clean appearance.

Fit for the 110 punch down tools.


Blank anodized panels can be mounted directly to an EIA standard 19 inch rack or cabinet.

Feature universal wiring for both T 568A and T 568B and voice application.


Installation instructions



View the color on the rear of the panel to determine proper location of the conductors based upon preferred wiring scheme.



Insert each wire into the appropriate channel according to the color code on the panel.



Terminate wires using Linkbasic tool (P/N: TLA01) or equivalent.



Inspect wires to ensure proper color-coding following termination.

Order Information

Part number	Description	Inner box	Carton	Carton measurement	Carton weight
PND24-UC5E	Cat 5E 24-port patch panel	1PC	10PCS	L 53.5cm × W 31.3cm × H 23.4cm	8.5KG
PND24-UC5E-C	Cat 5E 24-port patch panel	1PC	10PCS	L 53.5cm × W 31.3cm × H 23.4cm	8.5KG